



**AGENDA**  
**APRIL 18, 2017**  
**LAVON CITY COUNCIL**  
**CITY HALL, 120 SCHOOL ROAD, LAVON, TEXAS**  
**REGULAR MEETING – EXECUTIVE SESSION**  
**7:00 P.M.**

---

**1. PRESIDING OFFICER TO CALL THE MEETING TO ORDER AND ANNOUNCE THAT A QUORUM IS PRESENT.**

**2. PLEDGE OF ALLEGIANCE AND INVOCATION**

**3. CITIZENS COMMENTS**

Citizens, who wish to address the Council and who have not previously expressed to the Council or staff a desire to discuss such matters, may discuss matters not on the agenda. The Council response can only be to request the items to be placed on a future agenda for consideration.

**4. ITEMS OF INTEREST/COMMUNICATIONS**

Members have the opportunity to notify others of community events, functions and other activities.

April 24 – Early Voting begins

May 6 – Special Election

May 20 – LEDC Spring Small Business Bazaar

June 10 – CWD X-treme Green Event

**5. CONSENT AGENDA**

*Consent items are considered to be routine or non-controversial and will be voted on in one motion unless a separate discussion is requested.*

A. Approve the Minutes of the April 4, 2017 Meeting.

B. Accept the Heritage Public Improvement District #1 Assessment Report Summary dated 03/31/2017 and authorize the payment of invoices included therein.

**6. STAFF REPORTS**

*The City Council may receive and discuss the reports.*

A. Police Department – 1) Appreciation Letter, 2) Police Department statistics March 2016 through March 2017 and 3) Speed trailer and traffic control devices.

B. Fire Department – 1) Weather warnings and alerts, 2) Storm Ready Program update, 3) City employee training, 4) Collin College Fire School, and 5) EMS Average Response Time Report January-March 2017.

C. Public Works Department – 1) General public works and street maintenance report including mowing and trash collection, 2) "No Engine Brake" signs installed at the city limits, 3) M-tech lift station, 4) Walk through at The Traditions for a final punch list, 5) Reset school zone sign at Jackson Lane, and 6) storm report: NTMWD lost a storage shed at treatment plant and we had some trees removed by the county when storms came through City on March 29.

D. Administration – 1) Financial Outlook; 2) building permits report; 3) personnel leave report for 2016, 4) Collin County Appraisal District (CCAD) Report, 5) Collin County Cities Tax Rates Report and 6) items submitted for Council information: March 2017 Monthly Tax Collection Report, February 2017 Recycling Services summary, and NCTCOG Collin County Roadway Action Plan Presentation.

**7. ITEMS FOR CONSIDERATION**

- A. Discussion and action regarding Resolution No. 2017-04-03 confirming the authorization of the submission of the grant application to the Office of the Governor, Criminal Justice Division for the Lavon Police Law Enforcement Communications Project; designating the authorized official; and providing for an immediate effective date.
- B. Discussion and action regarding Ordinance No. 2017-04-01 providing for the regulation of non-domestic grease management systems.
- C. Discussion and action regarding Ordinance No. 2017-04-02 adopting the NCTCOG Public Works Construction Standards dated October 2004, as amended.
- D. Discussion and action regarding Ordinance No. 2017-04-03 amending the minimum construction standards established in Ordinance No. 2006-06-01 to add standards for manhole construction and storm drain curb markers.

**8. CITY COUNCIL TO SET FUTURE MEETINGS AND AGENDAS**

Council Members and staff may request items be placed on a future agenda or request a special meeting be called.

**9. PRESIDING OFFICER TO ADJOURN THE CITY COUNCIL MEETING**

- 1. Notice is hereby given that members of the Lavon Economic Development Corporation Board, Lavon Planning and Zoning Commission, Parks and Recreation Board, and Reinvestment Zone #1 (TIF) Board of Directors may be in attendance at the Lavon City Council Meeting.
- 2. The Council may vote and/or act upon each of the items listed in this Agenda except for discussion items.
- 3. The Council reserves the right to meet in Executive Session closed to the public at any time in the course of this meeting to discuss matters listed on the agenda, as authorized by the Texas Open Meetings Act, Texas Government Code, Chapter 551, including §551.071 (private consultation with the attorney for the City); §551.072 (discussing purchase, exchange, lease or value of real property); §551.074 (discussing personnel or to hear complaints against personnel); and §551.087 (discussing economic development negotiations). Any decision held on such matters will be taken or conducted in Open Session following the conclusion of the Executive Session.

This is to certify that this Agenda was duly posted on the glass of the front door of the City Hall, facing the outside, the City’s website at [www.cityoflavon.com](http://www.cityoflavon.com) and on the City Hall bulletin board, on or before 6:00 PM on April 13, 2017.



Kim Dobbs, City Administrator | City Secretary

Removed from posting: \_\_\_\_\_

\_\_\_\_\_ signed



Minutes  
April 4, 2017  
City of Lavon City Council  
Lavon City Hall, 120 School Rd., Lavon, TX  
Regular Meeting

---

**1. MAYOR TESKE CALLED THE MEETING TO ORDER AT 7:00 P.M. AND ANNOUNCED A QUORUM PRESENT.**

ATTENDING: CHUCK TESKE, MAYOR  
VICKI SANSON, PLACE 1  
DONNIE SPRADLIN, PLACE 2  
KAY WRIGHT, PLACE 3  
MATT CHILDERS, MAYOR PRO TEM, PLACE 4  
MINDI SERKLAND, PLACE 5

**2. MAYOR TESKE LED THE RECITATION OF THE PLEDGE OF ALLEGIANCE AND POLICE CHIEF MIKE JONES DELIVERED THE INVOCATION.**

**3. CITIZENS COMMENTS**

There were none.

**4. ITEMS OF INTEREST/CITY COUNCIL COMMUNICATIONS**

Upcoming items noted: Special election on May 6, 2017, LEDC Spring Small Business Bazaar on May 20, 2017 and the CWD Xtreme Green event on June 10, 2017. Mr. Jones announced he would have his 18 year work anniversary in April.

**5. CONSENT AGENDA**

**A. Approve the Minutes of the March 21, 2017 Meeting.**

**MOTION: APPROVE THE CONSENT AGENDA, AS PRESENTED.**

**MOTION MADE:** WRIGHT

**SECONDED:** SANSON

**APPROVED:** UNANIMOUS

**6. ITEMS FOR CONSIDERATION**

**A. Discussion and action regarding Resolution No. 2017-04-01 providing that law enforcement and other first responders participate in training regarding human trafficking.**

City Administrator Kim Dobbs reviewed the March 7, 2017 request submitted by University of North Texas student Shawn Howard that the City Council enact an ordinance addressing human trafficking. Ms. Dobbs introduced Mr. Howard and noted that they worked together to draft the proposed ordinance. Mr. Jones advised that the proposed ordinance is in line with state mandated training requirements for certain police officers. Mr. Jones noted that eight of the officers had completed the suggested training. Ms. Dobbs noted that the implementation costs would be minimal and within budgeted allocations.

**MOTION: APPROVE RESOLUTION NO. 2017-04-01 PROVIDING THAT LAW ENFORCEMENT AND OTHER FIRST RESPONDERS PARTICIPATE IN TRAINING REGARDING HUMAN TRAFFICKING.**

**MOTION MADE:** WRIGHT

**SECONDED:** SPRADLIN  
**APPROVED:** UNANIMOUS

**B. Discussion and action regarding Resolution No. 2017-04-02 adopting the North Central Texas Outdoor Warning System Guidelines.**

Ms. Dobbs provided information relating to the North Central Texas Council of Governments (NCTCOG) actions to establish outdoor warning systems guidelines for entities in the region. Director of Life and Health Safety Jon Scott advised that current siren protocols are consistent with the recommended guidelines and recommended approval. Councilmember Wright inquired about the National Weather Service Storm Ready Program which city staff will review.

**MOTION: APPROVE RESOLUTION NO. 2017-04-02 ADOPTING THE NORTH CENTRAL TEXAS OUTDOOR WARNING SYSTEM GUIDELINES.**

**MOTION MADE:** SERKLAND  
**SECONDED:** SANSON  
**APPROVED:** UNANIMOUS

**C. Discussion and action regarding the Public Utility Commission of Texas inquiry relating to the 2017 consumer price index (CPI) adjustment to municipal telecommunications right-of-way access lines rates.**

Ms. Dobbs advised that the Texas Public Utility Commission (PUC) provided notification that the maximum access line rates that telecommunications companies pay to the City will be subject to a default 0.5529% increase due to inflation as measured by the consumer price index (CPI). Ms. Dobbs explained that without action of the City Council, the default rates will be implemented by April 30, 2017. The consensus of the Council was to take no action.

**7. EXECUTIVE SESSION**

At 7:12 p.m., the Mayor recognized attorney Will Trevino, Messer, Rockefeller & Fort and recessed the meeting to go into Executive Session (closed meeting) to discuss the following: in accordance with the provisions of Chapter 551, TEXAS GOVERNMENT CODE, with the authority contained in

- 1) §551.087 to discuss or deliberate regarding commercial or financial information that the City Council has received from a business prospect that the governmental body seeks to have locate, stay, or expand in or near the City and with which the City Council is conducting economic development negotiations; and/or to deliberate the offer of a financial or other incentive to a business prospect.
  - Discussion concerning a Development Agreement with Sterling One Properties, LLC.
  - Discussion concerning a Chapter 380 Agreement with Bloomfield Homes, L.P.
- 2) §551.071 (2) Consultation with Attorney on a matter in which the duty of the attorney to the governmental body under the Texas Disciplinary Rules of Professional Conduct of the State Bar of Texas clearly conflicts with this chapter.

**8. RECONVENE INTO REGULAR SESSION**

In accordance with Texas Government Code, Section 551.001, Mayor Teske reconvened the meeting at 8:36 p.m. and advised that no action was taken in executive session.

**A. Discussion and action regarding a Development Agreement with Sterling One Properties, LLC.**

Ms. Dobbs provided information regarding the proposed development on 75 acres situated in the City's extraterritorial jurisdiction (ETJ), adjacent to the City's southern boundary abutting CR 484. Ms. Dobbs noted that the proposed development contains 274 residential lots and open space, that the developer expressed the desire to petition the City for annexation and introduced development representatives Russell Phillips and Craig Renfro.

**MOTION: APPROVE A DEVELOPMENT AGREEMENT WITH ROCKWALL RETAIL INVESTORS, LLC.**

**MOTION MADE:** WRIGHT  
**SECONDED:** SPRADLIN  
**APPROVED:** UNANIMOUS

**B. Discussion and action regarding a Development Agreement with Bloomfield Homes, L.P.**

There was no discussion or action taken.

**9. CITY COUNCIL TO SET FUTURE MEETINGS AND AGENDAS**

Council Members and staff may request items be placed on a future agenda or request a special meeting be called.

**10. PRESIDING OFFICER TO ADJOURN THE CITY COUNCIL MEETING**

**DULY PASSED and APPROVED** by the City Council of the City of Lavon, Texas, on the 18<sup>th</sup> day of April 2017.

---

Charles A. Teske, Jr.  
Mayor

**ATTEST:**

---

Kim Dobbs  
City Administrator | City Secretary



11500 Northwest Freeway I Suite 465 I Houston, Texas 77092 I Voice: 713-688-3855 I Fax: 713-688-3931

**HERITAGE PUBLIC IMPROVEMENT DISTRICT #1  
ASSESSMENT REPORT SUMMARY  
3/31/17**

Total Receivables As of	3/31/17	\$ 109,740.45	pg 2
Cash Balance As of	2/28/17	\$ 44,787.49	pg 3
March Receipts		\$ 22,820.75	pg 3
March Disbursements		\$ (25,000.00)	pg 3
<b>April Disbursements:</b>			
1 Wire Transfer		\$ (25,000.00)	pg 4
2 Invoices to be paid at a later date			
Cash Balance as of	4/1/17	\$17,608.24	pg 4

CURRENT COLLECTIONS & 4 YEAR HISTORICAL DATA						
Year	Collections 3/31/17	Adjustments 3/31/17	Reserve Uncollectibles	Collections 9/1/12 - 3/31/17	Receivables 3/31/17	Percent Collected
2016	12,295.05			495,270.23	104,292.22	82.61
2015	794.96			594,114.22	5,448.23	99.09
2014				600,372.72		100.00
2013				616,722.00		100.00
2012				616,722.00		100.00

Last Year's Percentage of Collections as of 3/31/16 84.55%

CURRENT CERTIFIED LEVY & 4 YEAR HISTORICAL DATA							
Year	Assessment Rates			Class 3	Original Levy	Adjustments	Assessment Levy
	Platted	Class 1	Class 2				
2016	2006	675.89	810.27		418,639.40		418,639.40
	2008	663.13	794.96	397.48	180,923.05		180,923.05
					599,562.45		599,562.45
2015	2006	675.89	810.27		419,449.67		419,449.67
	2008	663.13	794.96	397.48	180,923.05	(810.27)	180,923.05
					600,372.72		599,562.45
2014	2006	675.89	810.27		419,449.67		419,449.67
	2008	663.13	794.96	397.48	180,923.05		180,923.05
					600,372.72		600,372.72
2013		<u>Class 1</u> 690.00	<u>Class 2</u> 828.00	<u>Class 3</u> 414.00	616,722.00		616,722.00
2012		690.00	828.00	414.00	616,722.00		616,722.00

(Levy Calculated by Lot Size)

**HERITAGE PUBLIC IMPROVEMENT DISTRICT #1  
ASSESSMENT REPORT  
3/31/17**

Receivables at 8/31/16	\$ 29,435.51	\$ 29,435.51
Prior Year Adjustments	\$ -	

2016 Assessment Levy	\$ 599,562.45	\$ 599,562.45
----------------------	---------------	---------------

Collections From: 9/1/16 - 3/31/17

2016	\$ 495,270.23
2015	\$ 23,987.28

( \$ 519,257.51 )

**TOTAL RECEIVABLE AS OF 3/31/17**

**\$ 109,740.45**  
=====

**HERITAGE PUBLIC IMPROVEMENT DISTRICT #1**  
**3/31/17**

	<u>Month of</u> <u>3/31/17</u>	<u>Fiscal to Date</u> <u>10/1/16-3/31/17</u>
Cash Balance as of      2/28/17	\$ 44,787.49	\$ 32,193.68
 <b>Receipts Deposited in the Assessment Acct (UTS):</b>		
Current/Prior Assessments	13,090.01	509,597.57
Penalty & Interest	1,282.43	4,407.99
Atty's Fee-Del Coll	200.33	2,443.48
Overpayment Refunds		2,667.67
NSF Checks		
NSF Fees Paid		
Court Filing Fees	529.21	1,013.82
Title Search Fee	127.00	257.00
Notice of Purchaser		
Escrow		
Assessment Fees Pd in Full	7,590.18	7,590.18
Stale Dated Checks		85.70
Bank Interest	1.59	18.79
	<hr/>	<hr/>
<b>TOTAL RECEIPTS:</b>	<b>\$ 22,820.75</b>	<b>\$ 528,082.20</b>
 <b>Disbursements Issued from the Assessment Acct (UTS):</b>		
Transfer/Debt Service	25,000.00	515,000.00
Overpayment Refunds		2,667.64
Bank Charges		
	<hr/>	<hr/>
<b>TOTAL DISBURSEMENTS:</b>	<b>( \$ 25,000.00 )</b>	<b>( \$ 517,667.64 )</b>
 Cash Balance As of      3/31/17	 \$ 42,608.24 =====	 \$ 42,608.24 =====

**HERITAGE PUBLIC IMPROVEMENT DISTRICT #1**  
**3/31/17**

Cash Balance As of 3/31/17 \$ 42,608.24

**Disbursements For April 2017:**

<u>Check #</u>	<u>Payee</u>	<u>Description</u>	<u>Amount</u>
W/T	Debt Service Fund on 4/12/17	Transfer of Funds	25,000.00

Total Disbursements: ( \$ 25,000.00 )

Cash Balance As of 4/1/17 \$ 17,608.24  
=====

**Invoices to be Approved & Paid at a Later Date for March 2017:**

<u>Payee</u>	<u>Description</u>	<u>Amount</u>
Ted A. Cox	Atty's Fee - Delinquent Coll	\$ 200.33
Mike Arterburn, A/C	April Fee	\$ 1,423.36
	<b>Total</b>	<b>\$ 1,623.69</b>

**HERITAGE PUBLIC IMPROVEMENT DISTRICT #1  
3/31/17**

<b>CURRENT COLLECTIONS &amp; HISTORICAL DATA</b>						
<u>Year</u>	<u>Collections</u> <u>3/31/17</u>	<u>Adjustments</u> <u>3/31/17</u>	<u>Reserve</u> <u>Uncollectables</u>	<u>Collections</u> <u>9/1/07- 3/31/17</u>	<u>Receivables</u> <u>3/31/17</u>	<u>Percent</u> <u>Collected</u>
2016	12,295.05			495,270.23	104,292.22	82.61
2015	794.96			594,114.22	5,448.23	99.09
2014				600,372.72		100.00
2013				616,722.00		100.00
2012				616,722.00		100.00
2011				617,412.00		100.00
2010				618,102.00		100.00
2009				618,102.00		100.00
2008				441,835.00		100.00
2007				431,388.00		100.00

<b>CURRENT CERTIFIED LEVY &amp; HISTORICAL DATA</b>								
<u>Year</u>	<u>Replatted</u>	<u>Class 1</u>	<u>Class 2</u>	<u>Class 3</u>	<u>Original</u> <u>Levy</u>	<u>Adjustments</u>	<u>Assessment</u> <u>Levy</u>	<u>SR/KR</u> <u>Rolls</u>
2016	2006	675.89			274,411.34		274,411.34	
			810.27		144,228.06		144,228.06	
	2008	663.13			69,628.65		69,628.65	
			794.96		85,855.68		85,855.68	
				397.48	25,438.72		25,438.72	
					599,562.45		599,562.45	
2015	2006	675.89			274,411.34		274,411.34	
			810.27		145,038.33	(810.27)	144,228.06	0-1
	2008	663.13			69,628.65		69,628.65	
			794.96		85,855.68		85,855.68	
				397.48	25,438.72		25,438.72	
					600,372.72		599,562.45	
2014	2006	675.89			274,411.34		274,411.34	
			810.27		145,038.33		145,038.33	
	2008	663.13			69,628.65		69,628.65	
			794.96		85,855.68		85,855.68	
				397.48	25,438.72		25,438.72	
					600,372.72		600,372.72	
		<u>Class 1</u>	<u>Class 2</u>	<u>Class 3</u>				
2013		690.00	828.00	414.00	616,722.00		616,722.00	
2012		690.00	828.00	414.00	616,722.00		616,722.00	
2011		690.00	828.00	414.00	618,102.00	(690.00)	617,412.00	0-1
2010		690.00	828.00	414.00	618,102.00		618,102.00	
2009		690.00	828.00	414.00	615,894.00	2,208.00	618,102.00	2-1
2008		690.00	828.00		431,388.00	10,447.00	441,835.00	1-0
2007		690.00	828.00		431,388.00		431,388.00	

(Levy Calculated by Lot Size)

**HERITAGE PUBLIC IMPROVEMENT DISTRICT #1**  
**3/31/17**

**Accounts Paid in Full:**

- \$12,103.00 2008 Reported as other fees collected on 12/08 report. Transferred to 2008 Assessments on 3/09 report. Account paid in full.  
**Account #R-9032-00M-0120-1** (Per SR #1 increased 08 base on 3/09)
- \$ 9,228.19 2011 Received funds in the amount \$9,228.19 on 10/11 report. Applied as follows:  
(Base \$690.00 + \$8,538.19 as other fees & applied as full payment for  
**Account # R-9095-00B-0150-1**
- \$ 9,658.04 2014 Received funds in the amount of \$10,468.31 on 1/15 report. Applied as follows:  
(Base \$810.27 + \$9,658.04 as other fees & applied as full payment for  
**Account # R-9032-00A-0790-1**
- \$ 7,590.18 2016 Received funds in the amount of \$7,590.18 on 3/17 report. Applied as follows:  
\$7,590.18 as other fees & applied as full payment for **Account # R-9095-00G-0120-1**

**Notes:**

- \$ 656.21 Reported as court and title search fees on 3/17 report. (R-9591-00B-0370-1)

**Installment Plans**

<u>Year(s)</u>	<u>Name/Account Number</u>	<u>Payment Schedule</u>	<u>Current Yes/No</u>
2016	Linda Gayler R-9032-00D-0240-1	3/17-2/18 12 Months	Yes
2015	George & Reyna Duarte R-9032-00B-0280-1	4/17-3/18 12 Months	<b>First Payment Due 4/17</b>



11500 Northwest Freeway | Suite 465 | Houston, Texas 77092 | Voice: 713-688-3855 | Fax: 713-688-3931

April 1, 2017

City of Lavon  
Heritage PID # 1

## **Ted Cox Invoice**

March 2017 Collections                      \$ 200.33

Payable to:  
Ted A. Cox, P.C.  
1225 W. 34<sup>th</sup> St.  
Houston, Texas 77018

Mike Arterbum, Tax A/C

%Utility Tax Service, LLC  
11500 NW Freeway, Ste 465  
Houston, TX 77092

# Invoice

Date	Invoice #
4/1/2017	6275

Bill To
Heritage PID 1

Item	Description	Amount
Monthly Fee 1st Quarter Billing	April Assessment-Collector Fee Office Expenses	850.55 572.81
<b>Total</b>		\$1,423.36
<b>Payments/Credits</b>		\$0.00
<b>Balance Due</b>		\$1,423.36



March 16, 2017

Chief J. Michael Jones  
Lavon Police Department  
501B Lincoln Ave.  
Lavon, TX 75166

Dear Chief Jones,

I would like to take this opportunity to thank you and the members of the Lavon Police Department for the support your agency gave during our time of grief after the untimely death of one of our officer's 16-year old daughter on January 7, 2017. I want to commend your officers who provided an escort and blocked traffic at intersections during the rainy morning of January 13<sup>th</sup>, which allowed our funeral procession to travel safely up Highway 78 through your city.

Words cannot convey the gratitude I have for the respect and thoughtfulness your staff displayed to the Richardson Police Department family.

Thank you.

Sincerely,

Jimmy L. Spivey  
Chief of Police  
Richardson Police Department

JS:ss



POLICE  
DEPARTMENT  
P.O. Box 831078  
Richardson, TX  
75083-1078  
972-744-4800

## Kim Dobbs

---

**From:** Mike Jones  
**Sent:** Thursday, March 30, 2017 1:29 PM  
**To:** Kim Dobbs  
**Subject:** Letter  
**Attachments:** Richardson PD letter 2017.pdf

Kim,

I received the attached letter from Chief Spivey of the Richardson Police Department. Please consider placing a copy of this letter in the personnel file of each of the employees that worked this detail. The following employees participated in the funeral procession and traffic control on 13 January 2017:

Director Jon Scott  
Chief J. Michael Jones  
Corporal Sneed  
Officer Moore  
Officer Peralta

Thank you.  
Mike

J. Michael Jones  
Chief of Police  
Lavon Police Department

P.O.Box 340  
501-B Lincoln Ave.  
Lavon, Texas 75166

972-843-4219

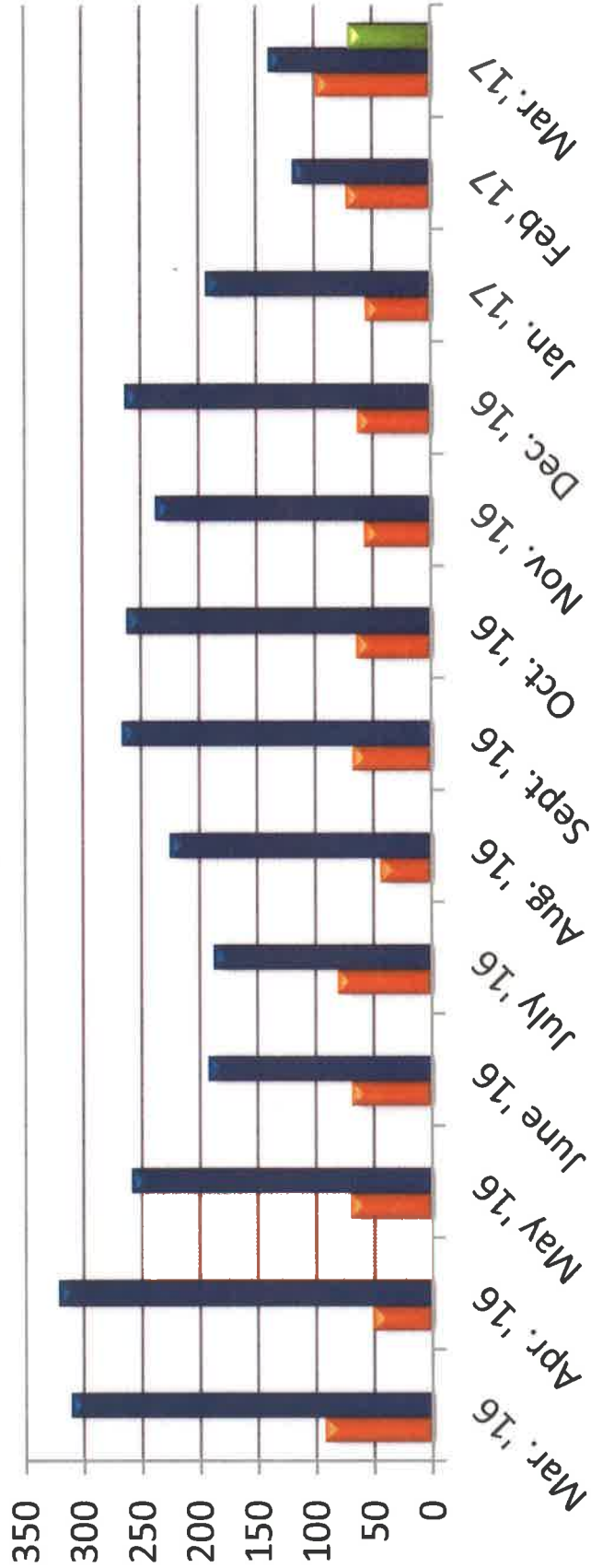
**IMPORTANT NOTICE.....**

This email account is the property of the City of Lavon, a local government entity. As such the information in any email and/or attachment sent or received via this email account **MAY** be subject to the open records laws of the State of Texas.

# Calls for Service


■ Enforcement Calls ■ General Calls\* ■ Security Checks\*\*

\*Does not include Enforcement Calls  
 \*\* Formerly included in General Calls



# Traffic Enforcement

■ Citations ■ Warnings





Custom v Jan 1, 2017 - Mar 31, 2017

10:56

MM:SS  
Average Response Time

4%

OF RESPONSES  
Response time < 08:00

90

DAYS  
In Selected Time Slice

23

UNIT RESPONSES  
In Selected Time Slice



Counts	% Rows			% Columns			% All						Total	
	Jan '17	Feb '17	Mar '17	Apr '17	May '17	Jun '17	Jul '17	Aug '17	Sep '17	Oct '17	Nov '17	Dec '17		Jan '18
00:00 - 04:59														
05:00 - 07:59			1											1
08:00 - 08:59	1		1											2
09:00 - 09:59	2		2											4
10:00 - 11:59	4	1	4											9
12:00 - 14:59	2	2	3											7
15:00 - 16:59														
17:00 - 17:59														
18:00 - 19:59														
20:00 - 29:59														
30:00 - 1:29:59														
Total	9	3	11											23
Exceptions														0

	Oct 2016 Actual	Nov 2016 Actual	Dec 2016 Actual	Jan 2017 Actual	Feb 2017 Actual	Mar 2017 Actual	Apr 2017 Outlook	May 2017 Outlook	June 2017 Outlook	July 2017 Outlook	Aug 2017 Outlook	Sept 2017 Outlook	FY 2016-2017 TOTAL	FY 2016-2017 Budget
Ordinary Income/Expense														
Income														
Utility Income Transfer	14,000.00	14,000.00	14,000.00	14,000.00	14,000.00	14,000.00	14,000.00	14,000.00	14,000.00	14,000.00	14,000.00	14,000.00	168,000.00	168,000.00
Solid Waste Fund Transfer	10,000.00	10,000.00	10,000.00	10,000.00	10,000.00	10,000.00	10,000.00	10,000.00	10,000.00	10,000.00	10,000.00	10,000.00	120,000.00	120,000.00
Sanitary Sewer Fund Trans	24,000.00	24,000.00	24,000.00	24,000.00	24,000.00	24,000.00	24,000.00	24,000.00	24,000.00	24,000.00	24,000.00	24,000.00	288,000.00	288,000.00
Total Utility Income														
Judicial Branch														
Court Fees	310.00	250.00	170.00	70.00	240.00	400.00	225.00	225.00	225.00	225.00	225.00	235.00	2,800.00	2,800.00
Total Judicial Branch	310.00	250.00	170.00	70.00	240.00	400.00	225.00	225.00	225.00	225.00	225.00	235.00	2,800.00	2,800.00
Legislative Branch														
Administrative Fee	1,200.00	1,145.00	850.00	600.00	600.00	1,000.00	2,100.83	2,100.83	2,100.83	2,100.83	2,100.83	2,100.83	18,000.00	18,000.00
Banking Interest	9.66	7.75	17.16	39.34	38.20	40.26	81.44	81.44	81.44	81.44	81.44	81.44	641.00	641.00
Late Fees	1,793.63	1,908.46	1,918.99	2,410.43	1,675.56	1,806.11	1,424.47	1,424.47	1,424.47	1,424.47	1,424.47	1,424.47	20,000.00	20,000.00
Photocopies	0.00	0.00	0.00	1.00	0.10	0.00	15.20	0.00	0.00	0.00	0.00	39.70	50.00	50.00
Return of Equity Insurance	0.00	0.00	0.00	0.00	0.00	0.00	121.67	121.67	121.67	121.67	121.67	121.65	730.00	730.00
Community Center/Pavilion Ren	260.00	1,277.50	1,347.50	1,662.50	325.00	2,065.50	400.00	500.00	500.00	500.00	500.00	500.00	9,838.00	4,500.00
Restitution	0.00	450.00	0.00	0.00	1,200.00	0.00	516.67	516.67	516.67	516.67	516.67	516.65	4,750.00	4,750.00
Total Legislative Branch	3,203.29	4,788.71	4,133.65	4,713.27	3,838.86	4,911.87	4,660.28	4,745.08	4,745.08	4,745.08	4,745.08	4,778.75	54,009.00	48,671.00
Operations Division														
EDC Reimb - Tax Note	0.00	0.00	0.00	13,032.69	0.00	0.00	0.00	0.00	0.00	0.00	0.00	833.31	13,866.00	13,866.00
Food Service Inspection Permits	0.00	0.00	930.00	2,480.00	0.00	0.00	465.00	0.00	0.00	0.00	0.00	0.00	3,875.00	3,875.00
General Permit Fees	2,600.54	10,234.70	2,062.00	702.00	1,291.50	1,669.04	2,740.04	2,740.04	2,740.04	2,740.04	2,740.04	2,740.02	35,000.00	35,000.00
New Building Permit Fees	0.00	0.00	7,000.00	0.00	0.00	0.00	18,069.18	18,069.18	18,069.18	18,069.18	18,069.18	18,069.20	150,000.00	150,000.00
OSSF Permit Fees	0.00	200.00	0.00	0.00	0.00	600.00	0.00	200.00	0.00	0.00	0.00	500.00	2,000.00	2,000.00
PD Fines / Fees	5,799.95	9,892.82	3,461.04	6,916.14	6,353.05	10,395.95	4,531.84	4,531.84	4,531.84	4,531.84	4,531.84	4,531.85	70,000.00	70,000.00
PD Warrant Fines / Fees	100.00	230.80	127.00	418.10	168.20	820.00	855.98	855.98	855.98	855.98	855.98	856.00	7,000.00	7,000.00
Sale of Property	0.00	0.00	0.00	0.00	21.00	0.00	0.00	0.00	0.00	0.00	0.00	0.00	21.00	21.00
PD SRO	1,716.69	1,796.14	1,833.04	1,614.78	1,503.41	1,679.62	2,282.56	2,842.76	2,842.76	2,842.76	2,842.76	2,842.72	26,620.00	26,620.00
Total Operations Division	10,217.18	22,344.45	15,413.08	59,748.61	9,337.16	15,164.61	28,924.60	29,238.80	29,539.80	29,039.80	29,039.80	30,373.10	308,382.00	308,361.00
Prior Year Carryover														
Unencumbered FY 15-16 Funds	216,193.00	0.00	0.00	0.00	0.00	0.00	0.00	0.00	0.00	0.00	0.00	0.00	216,193.00	165,631.00
Total Carryover	216,193.00	0.00	0.00	0.00	0.00	0.00	0.00	0.00	0.00	0.00	0.00	0.00	216,193.00	165,631.00
Taxes														
Franchise Tax	2,184.97	1,490.59	0.00	4.23	95,870.73	1,254.39	3,199.18	3,199.18	3,199.18	3,199.18	3,199.18	3,199.19	120,000.00	120,000.00
Property Tax	4,941.96	55,927.36	846,834.55	161,007.44	88,227.63	10,123.35	7,000.00	2,000.00	2,000.00	2,000.00	2,000.00	421.71	1,152,484.00	1,152,484.00
Sales & Use Tax	13,056.51	14,215.69	12,745.26	13,333.81	16,154.53	9,745.25	12,500.00	12,500.00	12,500.00	12,500.00	12,500.00	12,500.00	154,251.06	150,000.00
Total Taxes	20,183.44	71,633.64	859,579.81	174,345.48	170,252.89	21,123.00	22,699.18	17,699.18	17,699.18	17,699.18	17,699.18	16,120.90	1,426,735.06	1,422,484.00
Total Income	274,106.91	123,016.81	903,296.54	262,877.36	207,658.91	65,599.48	80,509.06	75,909.06	76,209.06	75,708.06	75,708.06	75,507.75	2,296,119.06	2,235,947.00
Expense														
Judicial Branch														
Credit Card Fees	485.46	126.82	280.59	0.00	304.05	0.00	94.68	94.68	94.68	94.68	94.68	94.68	1,775.00	1,775.00
Jury Panel	0.00	0.00	0.00	0.00	0.00	0.00	75.00	0.00	0.00	0.00	0.00	0.00	150.00	150.00
Health Insurance	638.93	626.99	626.99	626.99	626.99	626.99	626.02	626.02	626.02	626.02	626.02	626.02	7,530.00	7,530.00
Office Supplies	26.30	35.17	0.00	32.24	84.98	50.83	294.91	294.91	294.91	294.91	294.91	295.93	2,000.00	2,000.00
Payroll - Municipal Court Staff	4,059.62	4,203.82	6,115.38	4,114.65	4,259.68	6,155.74	3,720.01	3,720.01	3,720.01	3,720.01	3,720.01	3,721.06	51,238.00	51,238.00
Payroll - Judge	300.00	450.00	0.00	225.00	500.00	412.50	252.08	252.08	252.08	252.08	252.10	252.08	3,500.00	3,500.00
Payroll - Prosecutor	300.00	750.00	175.00	0.00	562.50	412.50	216.67	216.67	216.67	216.67	216.67	216.65	3,500.00	3,500.00
Postal Fees	0.00	23.50	0.00	0.00	49.00	0.00	62.92	62.92	62.92	62.92	62.92	62.90	450.00	450.00
Training	0.00	0.00	0.00	100.00	0.00	100.00	133.33	133.33	133.33	133.33	133.33	133.35	1,000.00	1,000.00
Total Judicial Branch	5,870.31	6,216.30	7,207.96	5,068.88	6,497.20	7,756.56	5,475.62	5,400.62	5,400.62	5,400.62	5,400.62	5,402.59	71,143.00	71,143.00

	Oct 2016 Actual	Nov 2016 Actual	Dec 2016 Actual	Jan 2017 Actual	Feb 2017 Actual	Mar 2017 Actual	Apr 2017 Outlook	May 2017 Outlook	June 2017 Outlook	July 2017 Outlook	Aug 2017 Outlook	Sept 2017 Outlook	FY 2016-2017 TOTAL	FY 2016-2017 Budget
City Secretary/Treasurer														
Advertising & Notices	612.00	508.30	366.00	89.70	132.00	203.50	348.09	348.09	348.09	348.09	348.09	348.05	4,000.00	4,000.00
Building Supplies	241.25	280.69	63.95	73.74	72.06	188.61	179.95	179.95	179.95	179.95	179.95	179.95	2,000.00	2,000.00
Cell Phone - Staff	71.40	71.40	71.40	71.40	71.40	71.40	258.10	258.10	258.10	258.10	258.10	258.10	1,977.00	1,977.00
Computer (Server/Software)	16.19	16.19	16.18	1,065.69	-508.56	16.19	563.02	563.02	563.02	563.02	563.02	563.02	4,000.00	4,000.00
Cleaning	470.00	470.00	470.00	470.00	470.00	470.00	470.00	470.00	470.00	470.00	470.00	470.00	5,640.00	5,640.00
CPA	0.00	0.00	0.00	450.00	0.00	0.00	1,300.00	0.00	0.00	0.00	0.00	0.00	2,250.00	2,250.00
Dues & Fees	180.00	503.00	100.00	379.00	867.00	0.00	0.00	0.00	0.00	0.00	0.00	0.00	2,029.00	2,000.00
Drinking Water/Gatorade All	238.52	0.00	0.00	0.00	0.00	10.00	125.25	125.25	125.25	125.25	125.25	125.25	1,000.00	1,000.00
Electrons	0.00	0.00	0.00	0.00	2,726.71	0.00	0.00	2,500.00	0.00	0.00	0.00	6,773.29	12,000.00	12,000.00
Health Insurance	1,892.90	2,507.96	2,507.96	2,507.96	2,507.96	2,507.96	2,614.55	2,614.55	2,614.55	2,614.55	2,614.55	2,614.55	30,120.00	30,120.00
Office Furniture	0.00	0.00	0.00	0.00	0.00	0.00	0.00	400.00	0.00	0.00	0.00	600.00	1,000.00	1,000.00
Office Supplies	382.14	233.20	536.42	452.88	203.74	209.83	285.28	285.28	285.28	285.28	285.28	285.29	3,750.00	3,750.00
Council Events	28.12	209.82	209.82	49.95	295.90	77.74	0.00	0.00	0.00	0.00	0.00	0.00	661.53	660.00
Office Equipment	0.00	0.00	0.00	0.00	0.00	0.00	0.00	0.00	0.00	0.00	0.00	0.00	3,500.00	3,500.00
Payroll - Admin Staff	12,744.63	14,512.66	15,088.51	14,512.97	14,512.66	21,859.05	14,577.58	14,577.58	14,577.58	14,577.58	14,577.58	14,577.62	180,676.00	180,676.00
Comm Center Events Coord	555.00	596.00	755.00	515.00	943.00	985.00	108.50	108.50	108.50	108.50	108.50	108.50	5,000.00	5,000.00
Community Events	759.82	596.77	886.83	0.00	0.00	963.82	1,000.00	0.00	0.00	0.00	0.00	792.76	5,000.00	5,000.00
Automobile Allowance	200.00	200.00	200.00	200.00	200.00	300.00	200.00	200.00	200.00	200.00	200.00	200.00	2,400.00	2,400.00
Postal Fees	0.00	19.86	0.00	0.00	23.75	0.00	34.40	34.40	34.40	34.40	34.40	34.39	250.00	250.00
Records Storage	116.00	0.00	254.00	123.00	123.00	123.00	116.00	116.00	116.00	116.00	116.00	81.00	1,400.00	1,400.00
Software	0.00	0.00	0.00	0.00	0.00	0.00	2,833.33	2,833.33	2,833.33	2,833.33	2,833.33	2,833.35	17,000.00	17,000.00
Training	863.86	0.00	0.00	0.00	62.50	0.00	1,000.00	1,000.00	0.00	0.00	0.00	53.64	3,000.00	3,000.00
Electric	750.96	556.25	485.23	388.87	378.62	410.52	338.26	338.26	338.26	338.26	338.26	338.25	5,000.00	5,000.00
Natural Gas	20.21	21.13	340.73	853.60	995.98	104.28	194.01	194.01	194.01	194.01	194.01	194.02	3,500.00	3,500.00
Telephone	504.90	502.59	498.04	502.34	502.34	495.81	532.08	532.08	532.08	532.08	532.08	532.08	6,200.00	6,200.00
Water	33.97	65.83	36.61	34.95	43.24	32.74	83.78	83.78	83.78	83.78	83.78	83.75	750.00	750.00
Total City Secretary	20,673.75	21,679.95	22,866.68	22,771.15	24,624.83	29,029.45	27,162.18	28,262.18	23,862.18	26,862.18	23,862.18	32,446.82	304,103.53	304,063.00
Operations Division														
Fire Services														
Computer/IT/Printer	0.00	0.00	0.00	3,633.00	0.00	0.00	0.00	0.00	0.00	0.00	0.00	592.00	4,225.00	4,225.00
Lifepac 12 Heart Monitor	0.00	0.00	0.00	0.00	0.00	0.00	1,500.00	0.00	1,500.00	0.00	0.00	1,500.00	4,500.00	4,500.00
Body Armor/Helmet/EMS PK	0.00	0.00	0.00	0.00	0.00	0.00	0.00	0.00	0.00	0.00	0.00	1,750.00	1,750.00	1,750.00
City Radio/Antenna/Install	0.00	0.00	0.00	0.00	0.00	0.00	750.00	0.00	0.00	0.00	0.00	0.00	750.00	750.00
FD Office Supplies	0.00	106.27	0.00	3.00	31.46	28.86	105.07	105.07	105.07	105.07	105.07	105.06	800.00	800.00
Travel/Conferences/Meals	0.00	0.00	0.00	0.00	0.00	0.00	0.00	500.00	0.00	0.00	0.00	0.00	1,350.00	1,350.00
Office Furniture	0.00	0.00	0.00	0.00	0.00	0.00	500.00	0.00	0.00	0.00	0.00	0.00	500.00	500.00
Asset Tags/Metal	0.00	0.00	0.00	0.00	0.00	0.00	250.00	0.00	250.00	0.00	0.00	0.00	500.00	500.00
Postal Fees	0.00	0.00	0.00	0.00	0.00	0.00	20.84	20.84	20.84	20.84	20.84	20.84	125.00	125.00
Internet/Wifi/Sat	0.00	0.00	0.00	0.00	0.00	0.00	200.00	200.00	200.00	200.00	200.00	200.00	1,200.00	1,200.00
PPE/Bunker gear	0.00	0.00	0.00	0.00	3,204.00	0.00	0.00	0.00	0.00	0.00	0.00	296.00	3,500.00	3,500.00
ALS medical Supplies	0.00	0.00	0.00	0.00	0.00	0.00	166.67	166.67	166.67	166.67	166.67	166.65	1,000.00	1,000.00
Apparatus Upgrades/Repairs	0.00	0.00	1,169.43	651.35	96.04	0.00	513.86	513.86	513.86	513.86	513.86	86.78	5,000.00	5,000.00
Cell Phone	52.43	52.43	52.43	117.37	52.38	52.39	86.76	86.76	86.76	86.76	86.76	86.78	900.00	900.00
Equipment Maint and Repair	24.52	47.06	150.00	0.00	0.00	17.75	0.00	0.00	0.00	0.00	0.00	260.67	500.00	500.00
Fire Hose	0.00	0.00	0.00	0.00	0.00	0.00	1,500.00	1,500.00	1,500.00	1,500.00	1,500.00	2,000.00	3,500.00	3,500.00
Fire Marshal Dues & Fees	395.68	374.53	267.89	442.91	553.91	521.48	235.60	235.60	235.60	235.60	235.60	235.60	4,000.00	4,000.00
Fire/Safety Manager	4,685.29	4,755.20	4,755.20	4,755.20	4,755.20	7,132.80	4,860.19	4,860.19	4,860.19	4,860.19	4,860.19	4,860.16	60,000.00	60,000.00
Health Insurance	638.93	626.99	626.99	626.99	626.99	626.99	626.02	626.02	626.02	626.02	626.02	626.02	7,500.00	7,500.00
NPPA Pump/Ladder E2	0.00	0.00	0.00	0.00	0.00	0.00	450.00	0.00	0.00	0.00	0.00	0.00	450.00	450.00
PT Personnel Stipend	1,575.00	1,750.00	1,525.00	1,800.00	1,775.00	1,725.00	2,275.00	1,745.00	1,745.00	1,745.00	1,745.00	1,745.00	21,150.00	21,150.00
Safety Fire Equipment	0.00	0.00	0.00	0.00	0.00	164.63	135.37	0.00	0.00	0.00	0.00	0.00	300.00	300.00
Uniforms/Graphics	0.00	0.00	0.00	0.00	0.00	57.47	0.00	0.00	0.00	0.00	0.00	342.53	1,000.00	1,000.00
Telephone	0.00	0.00	0.00	0.00	0.00	0.00	83.34	83.34	83.34	83.34	83.34	83.30	500.00	500.00
Electric	158.40	117.40	81.18	183.23	378.75	320.74	126.72	126.72	126.72	126.72	126.72	126.72	2,000.00	2,000.00
Natural Gas	44.20	44.94	45.70	104.57	77.73	44.77	73.02	73.02	73.02	73.02	73.02	72.99	800.00	800.00
Water	29.33	30.39	25.17	31.84	36.82	30.74	44.12	44.12	44.12	44.12	44.12	44.11	450.00	450.00
Total Fire Service	7,603.78	7,905.21	8,729.97	12,949.46	11,868.28	10,796.62	12,867.21	10,887.21	10,937.21	9,987.21	9,672.58	15,853.25	128,880.00	128,880.00
Police Department														
Audio Visual	0.00	0.00	0.00	0.00	59.82	602.79	189.57	189.57	189.57	189.57	189.57	189.54	1,800.00	1,800.00
Ballistic Helmet	0.00	0.00	0.00	0.00	0.00	0.00	1,800.00	1,800.00	0.00	0.00	0.00	1,800.00	5,400.00	5,400.00
Body Armor	0.00	0.00	0.00	0.00	0.00	0.00	0.00	1,500.00	0.00	1,158.01	0.00	1,500.00	4,500.00	4,500.00

	Oct 2016 Actual	Nov 2016 Actual	Dec 2016 Actual	Jan 2017 Actual	Feb 2017 Actual	Mar 2017 Actual	Apr 2017 Outlook	May 2017 Outlook	June 2017 Outlook	July 2017 Outlook	Aug 2017 Outlook	Sept 2017 Outlook	FY 2016-2017 TOTAL	FY 2016-2017 Budget
Cell Phone Staff	528.51	527.57	527.57	-122.06	605.51	479.60	842.17	842.17	842.17	842.17	842.17	842.15	7,600.00	7,600.00
Child Abuse Interlocal	1,500.00	0.00	0.00	0.00	0.00	0.00	0.00	0.00	0.00	0.00	0.00	0.00	1,500.00	1,500.00
Cleaning	350.00	350.00	350.00	350.00	350.00	350.00	350.00	350.00	350.00	350.00	350.00	350.00	4,200.00	4,200.00
Computers	0.00	600.00	564.00	1,276.29	0.00	239.98	0.00	0.00	0.00	0.00	0.00	1,319.73	4,000.00	4,000.00
Crime Prevention	107.98	0.00	0.00	0.00	0.00	0.00	282.00	282.00	282.00	282.00	282.01	282.01	1,800.00	1,800.00
Database Services	30.00	30.00	30.00	30.00	30.00	30.00	30.00	30.00	30.00	30.00	30.00	70.00	400.00	400.00
Dispatch	0.00	0.00	0.00	0.00	12,498.80	0.00	0.00	6,249.50	0.00	0.00	6,249.70	0.00	24,998.00	24,998.00
Due & Fees	0.00	0.00	0.00	0.00	14.25	0.00	0.00	0.00	0.00	285.75	0.00	0.00	600.00	600.00
Emergency Equipment	365.00	372.48	0.00	141.95	177.05	325.00	269.76	269.76	269.76	269.76	269.76	269.72	3,000.00	3,000.00
Explorer Post Program	9.00	0.00	0.00	11.83	288.00	0.00	365.20	365.20	365.20	365.20	365.20	365.17	2,500.00	2,500.00
Health Insurance	4,411.07	4,399.13	4,399.13	4,399.13	4,399.13	4,399.13	6,893.88	6,893.88	6,893.88	6,893.88	6,893.88	6,893.88	67,770.00	67,770.00
Inmate Boarding	0.00	0.00	0.00	0.00	69.79	0.00	138.37	138.37	138.37	138.37	138.37	138.36	900.00	900.00
Meals & Entertainment	65.00	87.72	0.00	0.00	0.00	0.00	0.00	0.00	100.00	0.00	147.28	0.00	500.00	500.00
Mobile Internet	222.91	222.87	222.87	278.07	278.07	278.07	249.51	249.51	249.51	249.51	249.51	249.51	3,000.00	3,000.00
Office Equipment	65.00	0.00	0.00	0.00	0.00	136.91	0.00	0.00	0.00	0.00	0.00	450.95	700.00	700.00
Office Supplies	338.12	184.59	214.51	78.01	209.99	113.37	231.90	231.90	231.90	231.90	231.90	231.91	2,500.00	2,500.00
Patrol Riffs	0.00	0.00	0.00	0.00	0.00	0.00	1,200.00	0.00	0.00	0.00	0.00	0.00	1,200.00	1,200.00
Payroll - Police Services	31,453.99	32,016.56	34,729.10	32,016.56	34,505.90	55,409.69	37,099.02	37,099.02	37,099.02	37,099.02	37,099.02	44,502.11	450,129.00	450,129.00
Police Equipment Minc.	0.00	0.00	290.00	0.00	0.00	0.00	368.33	368.33	368.33	368.33	368.33	368.35	2,500.00	2,500.00
Postal Fees	24.92	47.04	22.49	26.03	83.94	55.78	23.30	23.30	23.30	23.30	23.30	23.30	400.00	400.00
Radio	0.00	0.00	0.00	0.00	0.00	0.00	1,000.00	1,000.00	1,000.00	1,000.00	1,000.00	1,000.00	6,000.00	6,000.00
Report Management	0.00	0.00	0.00	0.00	0.00	0.00	0.00	0.00	0.00	0.00	0.00	0.00	3,500.00	3,500.00
School Resource Expenses	0.00	0.00	40.00	0.00	0.00	0.00	76.66	76.66	76.66	76.66	76.66	76.70	500.00	500.00
Software	9,500.00	0.00	800.00	275.00	0.00	0.00	725.00	0.00	0.00	0.00	0.00	0.00	2,000.00	2,000.00
TLETS Management	852.72	31.20	633.78	9.99	100.90	675.00	640.03	640.03	640.03	640.03	640.03	640.03	9,500.00	9,500.00
Training	314.38	201.92	536.82	9.99	536.82	717.19	717.19	717.19	717.19	717.19	717.19	717.16	6,000.00	6,000.00
Vehicle Cleaning	1,402.56	1,294.78	1,093.53	1,223.71	1,357.65	1,063.45	1,759.05	1,759.05	1,759.05	1,759.05	1,759.05	1,759.07	18,000.00	18,000.00
Vehicle Fuel	348.46	581.98	19.41	173.19	1,004.88	444.61	1,237.91	1,237.91	1,237.91	1,237.91	1,237.91	1,237.92	10,000.00	10,000.00
Vests	0.00	0.00	0.00	0.00	0.00	0.00	590.00	500.00	500.00	500.00	500.00	500.00	3,000.00	3,000.00
Electric	361.25	382.70	314.43	400.54	139.68	90.96	548.51	548.51	548.51	548.51	548.51	548.49	5,000.00	5,000.00
Telephone	546.03	541.02	540.94	542.81	1,801.29	470.12	426.30	426.30	426.30	426.30	426.30	426.29	7,000.00	7,000.00
Water	30.81	30.81	30.81	29.97	33.29	33.29	35.17	35.17	35.17	35.17	35.17	35.17	400.00	400.00
Total Police Department	52,847.70	41,672.41	44,889.71	41,141.02	58,555.06	65,739.14	57,978.83	63,991.33	54,401.83	55,745.59	60,998.82	70,815.56	668,647.00	668,647.00
Public Works														
Audio Visual	2.83	0.00	0.00	0.00	0.00	0.00	49.53	49.53	49.53	49.53	49.53	49.52	300.00	300.00
Bear Creek/Eagle Pond	0.00	0.00	0.00	0.00	0.00	0.00	2,000.00	0.00	0.00	0.00	2,000.00	0.00	4,000.00	4,000.00
Building Inspector	2,846.16	2,846.16	2,846.16	2,846.16	2,846.16	4,269.24	3,083.32	3,083.32	3,083.32	3,083.32	3,083.32	3,083.36	37,000.00	37,000.00
Cell Phone - Staff	150.56	150.56	150.56	44.58	150.48	150.48	267.13	267.13	267.13	267.13	267.13	267.13	2,400.00	2,400.00
Code Enforcement	0.00	0.00	0.00	0.00	0.00	0.00	166.67	166.67	166.67	166.67	166.65	166.65	1,000.00	1,000.00
Computer Equip	1,429.96	0.00	0.00	281.43	0.00	0.00	0.00	0.00	0.00	0.00	0.00	289.61	2,000.00	2,000.00
Food Service Inspector	0.00	950.00	0.00	0.00	0.00	0.00	258.34	258.34	258.34	258.34	258.34	258.30	2,500.00	2,500.00
Grounds Minc	131.41	325.00	140.00	1,593.80	446.42	581.85	546.92	546.92	546.92	546.92	546.92	546.92	6,500.00	6,500.00
Heavy Equipment Minc	16.14	1,525.50	23.11	0.00	98.49	750.94	764.31	764.31	764.31	764.31	764.31	764.27	7,000.00	7,000.00
Insurance Claims	-13,952.02	-321.24	0.00	0.00	0.00	0.00	0.00	0.00	0.00	0.00	0.00	-14,273.26	-	-
Lightbars	0.00	0.00	0.00	0.00	0.00	0.00	1,300.00	1,300.00	1,300.00	1,300.00	1,300.00	1,300.00	2,600.00	2,600.00
Meals & Entertainment	0.00	0.00	0.00	0.00	0.00	0.00	83.34	83.34	83.34	83.34	83.34	83.30	500.00	500.00
M&A Supplies	0.00	0.00	0.00	0.00	0.00	0.00	333.33	333.33	333.33	333.33	333.33	333.35	2,000.00	2,000.00
Office Supplies	19.59	64.00	77.03	0.00	37.95	30.27	128.52	128.52	128.52	128.52	128.52	128.53	1,000.00	1,000.00
Health Insurance	1,265.92	1,253.98	1,880.97	1,880.97	1,880.97	1,880.97	2,091.04	2,091.04	2,091.04	2,091.04	2,091.04	2,091.02	22,590.00	22,590.00
Missing Reqs	0.00	0.00	0.00	0.00	0.00	0.00	0.00	0.00	0.00	0.00	0.00	0.00	-	-
Payroll - Public Works	6,176.82	7,390.40	7,535.37	7,390.40	7,512.53	11,265.60	8,002.32	8,002.32	8,002.32	8,002.32	8,002.32	8,002.28	95,285.00	95,285.00
Payroll - Part-time	0.00	0.00	0.00	0.00	0.00	0.00	1,000.00	1,000.00	1,000.00	1,000.00	1,000.00	1,000.00	6,000.00	6,000.00
Postal Fees	0.00	0.00	25.76	0.00	5.79	0.00	161.41	161.41	161.41	161.41	161.41	161.41	1,000.00	1,000.00
Signage	31.76	218.92	212.80	0.00	0.00	6,120.00	1,236.09	1,236.09	1,236.09	1,236.09	1,236.07	1,236.07	14,000.00	14,000.00
State OSSF Fees	0.00	0.00	0.00	0.00	0.00	0.00	0.00	0.00	0.00	0.00	0.00	0.00	300.00	300.00
Street Lights	3,382.88	3,384.15	3,384.15	3,384.15	3,384.15	3,384.15	3,949.39	3,949.39	3,949.39	3,949.39	3,949.39	3,949.42	44,000.00	44,000.00
Street Repair/Minc	0.00	0.00	0.00	0.00	0.00	900.00	3,183.33	3,183.33	3,183.33	3,183.33	3,183.33	3,183.35	20,000.00	20,000.00
Mosquito Spraying	0.00	0.00	0.00	0.00	0.00	1,460.00	1,753.33	1,753.33	1,753.33	1,753.33	1,753.33	1,753.35	12,000.00	12,000.00
Tools	-29.85	67.80	800.19	14.50	41.14	0.00	1,017.70	1,017.70	1,017.70	1,017.70	1,017.70	1,017.72	7,000.00	7,000.00
Training	171.00	194.47	555.00	600.00	275.00	784.09	784.09	784.09	784.09	784.09	784.09	784.08	6,500.00	6,500.00
Uniform	75.65	90.90	93.46	0.00	0.00	290.00	290.00	290.00	290.00	290.00	290.00	289.99	2,000.00	2,000.00
Vehicle Fuel	333.96	248.70	264.52	439.57	285.06	252.57	779.27	779.27	779.27	779.27	779.27	779.27	6,500.00	6,500.00

	Oct 2016 Actual	Nov 2016 Actual	Dec 2016 Actual	Jan 2017 Actual	Feb 2017 Actual	Mar 2017 Actual	Apr 2017 Outlook	May 2017 Outlook	June 2017 Outlook	July 2017 Outlook	Aug 2017 Outlook	Sept 2017 Outlook	FY 2016-2017 TOTAL	FY 2016-2017 Budget
Vehicle Minc.	1,327.08	245.38	52.96	10.00	482.61	68.79	302.20	302.20	302.20	302.20	302.20	302.18	4,000.00	4,000.00
PW Facility Rental	650.00	650.00	650.00	650.00	650.00	650.00	650.00	650.00	650.00	650.00	650.00	650.00	7,800.00	7,800.00
Fire Extinguishers	0.00	0.00	0.00	0.00	0.00	0.00	200.00	0.00	200.00	0.00	0.00	200.00	600.00	600.00
Boom Lift Rental	0.00	0.00	0.00	0.00	0.00	0.00	0.00	0.00	0.00	0.00	0.00	3,000.00	3,000.00	3,000.00
Total Public Works	4,029.85	19,284.66	15,652.03	19,135.56	18,096.78	31,784.86	33,081.58	32,181.58	31,081.58	32,181.58	32,881.58	34,670.08	307,101.74	321,375.00
Other Expenses														
Debt Service														
Copier/Minc Contract	256.34	252.44	314.92	181.04	395.42	157.26	207.10	207.10	207.10	207.10	207.10	207.08	2,800.00	2,800.00
EDC Tax Note	0.00	0.00	0.00	13,033.99	0.00	0.00	0.00	0.00	0.00	0.00	0.00	833.31	13,866.00	13,866.00
Fire Engine 2013 Spartan	0.00	0.00	0.00	22,501.41	0.00	0.00	0.00	0.00	0.00	0.00	0.00	0.59	22,502.00	22,502.00
Fire Marshal Vehicle	0.00	0.00	0.00	12,802.67	0.00	0.00	0.00	0.00	0.00	0.00	0.00	335.33	13,138.00	13,138.00
Pitney Bowes Contract	-198.50	0.00	0.00	368.05	0.00	0.00	0.00	0.00	0.00	0.00	0.00	405.45	575.00	575.00
Tractor	0.00	0.00	0.00	8,584.87	0.00	0.00	0.00	0.00	0.00	0.00	0.00	315.13	9,000.00	9,000.00
Radio Lease/Purchase	0.00	0.00	0.00	0.00	0.00	7,075.16	0.00	0.00	0.00	0.00	0.00	0.00	7,075.16	7,075.16
Tractor/Mower/Bush Hog	0.00	0.00	0.00	0.00	0.00	4,962.56	0.00	0.00	0.00	0.00	0.00	0.44	4,963.00	4,963.00
PW - 3/4 Dodge 2 of 4	0.00	0.00	0.00	6,338.14	0.00	0.00	0.00	0.00	0.00	0.00	0.00	61.86	6,400.00	6,400.00
PD - 2016 Ram 2 of 3	0.00	0.00	0.00	0.00	0.00	0.00	0.00	0.00	0.00	0.00	0.00	16,693.00	16,693.00	16,693.00
PD - 2016 Ford Explorer 2 of 3	0.00	0.00	0.00	0.00	0.00	0.00	0.00	0.00	0.00	0.00	18,042.00	0.00	18,042.00	18,042.00
Total Debt Service	57.84	252.44	314.92	63,908.87	395.42	12,194.98	207.10	207.10	207.10	207.10	18,249.10	18,652.19	115,054.16	107,979.00
Facilities														
Building Minc - City Hall	679	2,947.73	1,247.30	-1,650.32	-68.48	891.47	1,437.59	1,437.59	1,437.59	1,437.59	1,437.59	1,437.56	12,000.00	12,000.00
Building Minc - EM Svcs.	0.00	0.00	182.39	0.00	112.50	150.00	1,925.65	1,925.65	1,925.65	1,925.65	1,925.65	1,925.66	12,000.00	12,000.00
Total Facilities	679	2,947.73	1,429.69	-1,650.32	44.02	1,041.47	3,363.44	3,363.44	3,363.44	3,363.44	3,363.44	3,363.42	24,000.00	24,000.00
Dedicated Funds														
TIF Fund	0.00	0.00	0.00	0.00	0.00	0.00	0.00	100,000.00	0.00	0.00	0.00	0.00	100,000.00	100,000.00
Phase 2 Radio upgrade	0.00	0.00	0.00	0.00	20,000.00	0.00	8,500.00	0.00	0.00	0.00	0.00	0.00	28,500.00	20,000.00
Sports Cmpx Grt Mitch Transfer	0.00	0.00	0.00	0.00	20,000.00	0.00	0.00	0.00	0.00	0.00	0.00	0.00	20,000.00	20,000.00
Resv/ Unassigned Fund	0.00	0.00	0.00	0.00	0.00	0.00	0.00	0.00	0.00	0.00	0.00	100,324.00	100,324.00	100,324.00
Street Fund Transfer	0.00	0.00	0.00	0.00	0.00	0.00	0.00	0.00	0.00	0.00	0.00	35,000.00	35,000.00	35,000.00
Total Dedicated Funds	0.00	0.00	0.00	0.00	40,000.00	0.00	8,500.00	100,000.00	0.00	0.00	0.00	135,324.00	283,824.00	275,324.00
Insurance														
Auto Liability	378.08	378.08	1,275.88	378.08	2,368.08	378.08	356.62	356.62	356.62	356.62	356.62	356.62	7,296.00	7,296.00

	Oct 2016 Actual	Nov 2016 Actual	Dec 2016 Actual	Jan 2017 Actual	Feb 2017 Actual	Mar 2017 Actual	Apr 2017 Outlook	May 2017 Outlook	June 2017 Outlook	July 2017 Outlook	Aug 2017 Outlook	Sept 2017 Outlook	FY 2016-2017 TOTAL	FY 2016-2017 Budget
Auto Phys. Damage	211.42	211.42	211.42	211.42	211.42	211.42	488.25	488.25	488.25	488.25	488.25	488.25	4,198.00	4,198.00
Errors & Omissions	133.00	133.00	133.00	133.00	133.00	133.00	157.84	157.84	157.84	157.84	157.84	157.84	1,745.00	1,745.00
General Liability	64.17	64.17	64.17	64.17	64.17	64.17	52.00	52.00	52.00	52.00	52.00	51.98	697.00	697.00
Law Enforcement Liability	591.83	591.83	591.83	591.83	591.83	591.83	350.17	350.17	350.17	350.17	350.17	350.17	5,652.00	5,652.00
Mobil Equipment	23.50	23.50	23.50	23.50	23.50	23.50	28.17	28.17	28.17	28.17	28.17	28.15	310.00	310.00
Real & Personal Property	238.92	238.92	238.92	250.92	250.92	250.92	57.08	57.08	57.08	57.08	57.08	57.08	1,812.00	1,812.00
Workers Compensation	1,505.08	1,505.08	1,505.08	1,505.08	1,505.08	1,505.08	1,505.08	1,505.08	1,505.08	1,505.08	1,505.08	1,505.12	18,061.00	18,061.00
Total Insurance	3,146.00	3,146.00	4,043.80	3,158.00	5,148.00	3,158.00	2,995.21	2,995.21	2,995.21	2,995.21	2,995.21	2,995.15	39,771.00	39,771.00
Outsourcing														
Ambulance Service	0.00	0.00	0.00	3,341.59	0.00	0.00	3,341.59	0.00	3,360.50	0.00	3,458.32	0.00	13,922.00	13,922.00
Animal Control	0.00	0.00	0.00	0.00	3,125.00	0.00	0.00	3,112.50	0.00	0.00	3,112.50	0.00	9,350.00	9,350.00
Auditor	0.00	0.00	0.00	1,757.89	0.00	220.00	3,242.11	0.00	4,500.00	0.00	0.00	4,780.00	14,500.00	14,500.00
Central Appraisal District	0.00	1,894.00	0.00	0.00	1,894.00	0.00	0.00	1,894.00	0.00	0.00	1,581.00	0.00	7,243.00	7,243.00
City Civil Attorney	3,229.30	1,434.21	641.46	2,057.53	5,032.50	2,609.40	2,499.27	2,499.27	2,499.27	2,499.27	2,499.27	2,499.25	30,000.00	30,000.00
City Engineer	3,959.84	3,071.09	3,190.00	-8,902.36	-2,741.30	17.74	1,899.17	1,899.17	1,899.17	1,899.17	1,899.17	1,899.14	10,000.00	10,000.00
Codification	725.00	0.00	0.00	0.00	0.00	0.00	0.00	0.00	0.00	0.00	0.00	8,670.00	9,395.00	9,395.00
Consulting/Prof Service	1,190.00	0.00	0.00	0.00	0.00	0.00	0.00	0.00	0.00	0.00	0.00	2,445.00	2,445.00	2,445.00
Drainage Project - Prelim Eng	0.00	0.00	0.00	0.00	0.00	0.00	0.00	0.00	0.00	0.00	0.00	32,000.00	32,000.00	32,000.00
Fidelity Bonding	0.00	0.00	0.00	0.00	0.00	0.00	0.00	0.00	0.00	0.00	0.00	6.00	200.00	200.00
Information Technologies	1,321.65	1,401.39	1,353.89	1,401.39	1,544.64	1,454.60	1,918.74	1,918.74	1,918.74	1,918.74	1,918.74	1,918.74	20,000.00	20,000.00
MSA Permitting Consultant	0.00	0.00	937.20	3,358.30	2,959.71	0.00	9,151.70	0.00	8,593.09	0.00	0.00	0.00	25,000.00	25,000.00
Tax Assessor & Collector	0.00	1,135.25	0.00	0.00	0.00	0.00	0.00	0.00	0.00	0.00	0.00	163.75	1,300.00	1,300.00
Tiff Administrator	0.00	300.00	800.00	0.00	0.00	300.00	2,600.00	0.00	0.00	0.00	0.00	0.00	4,000.00	4,000.00
Shredding Services	100.84	0.00	101.31	100.84	203.56	106.87	114.43	114.43	114.43	114.43	114.43	114.43	1,300.00	1,300.00
Total Outsourcing	10,496.63	8,100.69	8,170.11	1,651.29	13,775.08	4,708.61	24,767.01	11,438.11	22,905.20	6,431.61	14,563.43	53,346.51	180,255.00	180,255.00
** Payroll Taxes														
FICA	3,543.94	3,641.70	4,105.95	3,773.39	4,002.95	6,239.89	4,535.37	4,535.37	4,535.37	4,535.37	4,535.37	4,535.33	52,720.00	52,720.00
Medicare	836.65	898.46	960.25	882.47	936.20	1,459.32	1,059.44	1,059.44	1,059.44	1,059.44	1,059.44	1,059.45	12,330.00	12,330.00
Retirement - City Portion	2,861.53	3,036.06	3,263.43	3,036.08	3,376.90	5,428.44	4,159.60	4,159.60	4,159.60	4,159.60	4,159.60	4,159.56	45,960.00	45,960.00
SUTA	135.52	145.87	40.25	1,201.05	1,096.41	389.08	247.16	247.16	247.16	247.16	247.16	247.16	4,491.17	3,500.00
Total Payroll Taxes	7,377.64	7,922.09	8,359.88	8,893.02	9,412.46	13,516.73	10,001.57	10,001.57	10,001.57	10,001.57	10,001.57	10,001.50	115,501.17	114,510.00
Total Expenses	112,050.29	119,327.50	124,694.75	175,356.93	189,438.06	179,725.42	186,399.75	268,716.35	165,230.84	152,676.11	181,688.53	383,070.97	2,238,280.60	2,235,947.00
Estimated Bank Balance						948,140.50	842,249.81	649,440.52	560,418.64	483,551.59	377,572.12	70,006.90		

**CITY OF LAVON  
BUILDING PERMITS  
CALENDAR YEAR 2016-2017**

PERMITS	March - 17	Calendar Year 2017	March - 16	Calendar Year 2016
	NUMBER	NUMBER	NUMBER	NUMBER
COMMERCIAL	0	1	0	0
SINGLE FAMILY	0	13	3	10
POOLS	0	0	0	0
OTHERS	16	22	15	49
<b>TOTAL</b>	<b>16</b>	<b>36</b>	<b>18</b>	<b>59</b>

City of Lavon  
Report  
Personal Leave  
Accruals

2016 Accruals Update

The Personnel Manual states that unused personal time will expire fourteen (14) months after the date of credit. On January 21, 2017, the City Council extended the expiration deadline from March 1, 2017 to April 1, 2017 for leave accrued on January 1, 2016.

	January 11, 2017 Personal Leave Balances to Expire April 1, 2017 (hours)	April 1, 2017 Personal Leave Balances to Expire (hours)	Carryover Personal Leave Used (hours)
Administration	93.68	0	93.68
Police	697.19	57.10	640.09
Fire	94.58	47.4	47.18
Public Works	91.36	.49	90.87
TOTAL	976.81	104.99	871.82

April 1, 2017

# 2017 APPRAISAL PROJECT MEETING

APRIL 4, 2017

---



## **AGENDA**

- **REGISTRATION 11:45A.M. & BUFFET LUNCH AT NOON.**
- **WELCOME AND INTRODUCTION OF CCAD STAFF AND MEMBERS OF CCAD BOARD OF DIRECTORS.**
- **2017 KEY DATES.**
- **FRONT BURNER TOPICS.**
- **LAND AND RESIDENTIAL PRELIMINARY VALUE TREND.**
- **COMMERCIAL AND BPP PRELIMINARY VALUE TREND.**
- **INFORMAL PROTEST MEETINGS & FORMAL PROTESTS FILED.**
- **LITIGATION AND BINDING ARBITRATION TRENDS.**
- **2017 PRELIMINARY TAXABLE VALUE ESTIMATES.**
- **2017 CERTIFIED TAXABLE VALUE ESTIMATES AND WEEKLY UPDATES.**
- **ROUNDTABLE DISCUSSION.**

# INTRODUCTION OF STAFF

- BOARD OF DIRECTORS MEMBERS ATTENDING.
- ROBERT WALDROP, DEPUTY CHIEF APPRAISER – BUSINESS OPERATIONS.
- KELLY LINTNER, DEPUTY CHIEF APPRAISER – APPRAISAL OPERATIONS.
- PHIL GREAUX, DIRECTOR OF RESIDENTIAL.
- DANA WILSON, DIRECTOR OF LAND.
- MARTY WRIGHT, DIRECTOR OF COMMERCIAL.
- BRAD RICHARDS, DIRECTOR OF BUSINESS PERSONAL PROPERTY.
- BRIAN SWANSON, MANAGER OF ABATEMENTS, EXEMPTIONS & LITIGATION.

## DEPARTMENT DIRECTORS NOT IN ATTENDANCE

- MICHELE LAKE, DIRECTOR OF CUSTOMER SERVICE.
- PAULA BENSEND, DIRECTOR OF SUPPORT SERVICES.
- ELLIOT BENSEND, DIRECTOR OF GIS/MAPPING.
- RYAN MATTHEWS, DIRECTOR OF INFORMATION SERVICES TECHNOLOGY.

# 2017 KEY DATES

- January 1** ..... Assessment date
- April 28**..... Mail 2017 ‘Notices of Appraised Value’
- May 1** ..... Deadline for chief appraiser to certify estimates of taxable value to entities
- May 1 – May 31** ..... Informal appraisal reviews by CCAD appraisers with property owners and tax agents
- May 15**..... Last filing deadline for BPP Renditions
- May 31**..... Deadline to file formal written protests to ARB
- June 5 - July 14**..... Appraisal Review Board Hearings
- July 20**..... Deadline for ARB to approve 2017 appraisal records
- July 25**..... Deadline for chief appraiser to certify 2017 appraisal rolls

# FRONT BURNER TOPICS

• **UNEQUAL APPRAISAL:**

- HB 2083, 2015: AMENDS SECTION 23.01, THE APPRAISAL SECTION, REGARDING COMP SELECTION & ADJUSTMENTS, FOR ARB HEARINGS (41.43B) OR LITIGATION (42.26), REGARDING UNEQUAL APPRAISAL.
- EQUITY SHOULD BE A TEST REGARDING “FAIR SHARE BURDEN”, NOT AN APPRAISAL METHOD, BUT...
- THE COST, SALES COMPARISON AND INCOME APPROACHES IN APPRAISAL ARE DESIGNED TO LEAD THE APPRAISER TO MARKET VALUE.
- EQUITY, BY DEFINITION UNDER THE TAX CODE, IS THE MEDIAN OF AN ARRAY OF SIMILAR PROPERTIES. EVEN AFTER “APPROPRIATE” ADJUSTMENTS ARE MADE TO THE COMPS, THE MEDIAN VALUE IN THE ARRAY (i.e. APPRAISED VALUE) WILL LIKELY NOT EQUATE TO ACTUAL MARKET VALUE.
- 1.04 OF THE CODE SAYS APPRAISED VALUE “MEANS THE VALUE DETERMINED AS PROVIDED BY CHAPTER 23 OF THIS CODE”.

## UNEQUAL APPRAISAL, CONTINUED...

- IF WE RELIED ON THE INCOME APPROACH FOR A COMMERCIAL PROPERTY APPRAISAL, WE CAN'T RELEASE THE RENT ROLL OR FINANCIAL STATEMENTS THAT WE USED TO APPRAISE THE COMPARABLES, DUE TO CONFIDENTIALITY LAWS.
- WE CAN'T SHOW OUR FINANCIAL DATA DURING INFORMAL SETTLEMENTS OR SHARE THE DATA WITH THE INDEPENDENT APPRAISER WE HIRE, EVEN THOUGH IT IS NEEDED TO "APPROPRIATELY" ADJUST THE COMPS IN THE ARRAY.
- **LEVERAGE:** IF THE CERTIFIED ROLL VALUE IS ABOVE THE MEDIAN ESTABLISHED BY A COURT, CCAD MUST PAY THE PLAINTIFF'S LITIGATION COST.

## **BINDING ARBITRATION:**

- WE HAVE SEEN A HUGE SPIKE IN ARBITRATION FILINGS, PRIMARILY BY ONE PROPERTY TAX FIRM, INCREASING FROM 30 CASES IN 2014, 33 CASES IN 2015, TO 334 CASES FOR 2016.
- UNLIKE A LAWSUIT, THERE IS NO DISCOVERY IN THE ARBITRATION PROCESS. THE PLAINTIFF HAS NO REQUIREMENT TO GIVE US INFORMATION ABOUT THE SALE, COST OR INCOME FOR THE PROPERTY.
- PROPERTY TAX AGENTS CAN SERVE AS ARBITRATORS.
- THE ARBITRATION CAN BE HELD VIA A CONFERENCE CALL, WHICH MAKES IT VERY DIFFICULT TO MANAGE TESTIMONY AND/OR CROSS EXAMINATION.
- IF THE ARBITRATOR'S VALUE IS \$1 CLOSER TO THE PROTESTING PARTY'S VALUE THAN THE CAD'S VALUE, WE MUST PAY \$450 FOR THE ARBITRATION AND THE COMPTROLLER KEEPS \$50 FOR ADMINISTRATION.
- WE EXPECT OUR FEE REIMBURSEMENT EXPENSE FOR 2016 TO BE AROUND \$70,000, BASED ON THE ARBITRATOR'S VALUE DETERMINATION AFFECTING APPROXIMATELY 50% OF THE CASES.

## **BINDING ARBITRATION, CONTINUED...**

- THESE CASES ARE SCHEDULED THROUGH THE COMPTROLLER'S OFFICE AND THEY ARE OVERWHELMED. STATE-WIDE ONE PROPERTY TAX FIRM HAS FILED AROUND 8,000 ARBITRATIONS FOR TAX YEAR 2016.
- THIS SECTION OF THE TAX CODE HAS BEEN EXPANDED DURING THE PAST COUPLE OF LEGISLATIVE SESSIONS TO INCLUDE HIGHER VALUE PROPERTIES. ORIGINALLY WE SAW FILINGS PRIMARILY ON EXPENSIVE RESIDENTIAL PROPERTIES, BUT WITH THE INCREASED VALUE LIMITS WE ARE SEEING MORE INCOME PROPERTIES INCLUDED. WITH THE "NO DISCOVERY" RULE, IT TIES OUR HANDS REGARDING THE INCOME CHARACTERISTICS OF THE PROPERTY, ON WHICH THE MARKET VALUE IS DRIVEN.
- THIS SECTION OF THE TAX CODE NEEDS A SERIOUS REVIEW BY THE LEGISLATURE.

## **AG CHANGE OF USE, SAN ANTONIO COURT OF APPEALS:**

- THE APPEALS COURT HELD THAT BECAUSE 23.55 OF THE TAX CODE, INVOLVING AG ROLLBACKS, STATES FIVE PRECEDING TAX YEARS, THAT THE CURRENT YEAR IN WHICH THE USE CHANGES CAN'T BE ASSESSED AT MARKET VALUE. THIS ELIMINATES ONE YEAR'S ASSESSMENT FROM OUR CURRENT METHOD.
- WE FILED SUIT ON THE ARB ON TWO CASES WHERE THEY RULED IN FAVOR OF THE METHODOLOGY UTILIZED IN THE SAN ANTONIO CASE. THE ATTORNEY INVOLVED IS THE SAME ATTORNEY THAT PREVAILED IN SAN ANTONIO.
- WE BELIEVE THE SAN ANTONIO RULING IS FLAWED AND WE HOPE THAT OUR CASES WILL BE HEARD IN DISTRICT COURT DURING 2017. REGARDLESS OF THE OUTCOME, WE EXPECT THESE CASES TO GO TO THE COURT OF APPEALS.

## **AG CHANGE OF USE, CONTINUED...**

- **IF CCAD PREVAILS AT THE APPELLATE COURT, THEN WE EXPECT THE TEXAS SUPREME COURT TO CONSIDER TAKING THE CASE, SINCE THERE WOULD BE DIFFERING OPINIONS FROM THE DALLAS AND SAN ANTONIO COURTS OF APPEAL.**
- **IF CCAD LOSES AT THE APPELLATE LEVEL, AND THE TWO COURTS OF APPEAL AGREE, THEN WE WILL GO FROM A 6 YEAR TAX RECAPTURE TO 5 YEARS, FOR AG CHANGE OF USE CALCULATIONS.**

• **DARK STORE APPRAISAL THEORY:**

- BASED ON THE APPRAISAL ASSUMPTION THAT OUR APPRAISAL MUST VALUE A STORE AS IF VACANT (i.e. Dark).
- THIS APPROACH STARTED WITH BIG BOX RETAILERS, INCLUDING HOME DEPOT, MANARD'S, KOHL'S AND LOWE'S, IN THE MID-WEST AND IS NOW BEING PUSHED HARD.
- SEVERAL TEXAS CADS HAVE SETTLED LITIGATION WITH BIG BOX RETAILERS TO AVOID COSTLY TRIALS, BUT MOST "DID NOT ACCEPT THE THEORY".
- WE HAVE ACTIVE LITIGATION WITH LOWE'S AND TARGET.
- A FISCAL IMPACT STUDY FOR 2015 & 2016 FOR BEXAR CAD PROJECTS LOST REVENUES OF \$850,000,000 FOR THE TWO-YEAR PERIOD, IF THE DARK STORE THEORY IS FULLY IMPLEMENTED.
- PLEASE UNDERSTAND THAT OUR OPPOSITION IS NOT BECAUSE OF THE REVENUE. THE REVENUE POINTS OUT WHY OWNERS/AGENTS/ATTORNEYS ARE PUSHING THIS FLAWED THEORY.


## • DARK STORE APPRAISAL THEORY, CONTINUED....

- IT IS OUR OPINION THAT THESE PROPERTIES, AS WITH ALL PROPERTIES, MUST BEGIN WITH A HIGHEST AND BEST USE ANALYSIS, AS REQUIRED BY THE TAX CODE AND GENERALLY ACCEPTED APPRAISAL STANDARDS.
- IN THE SELECTION OF COMPARABLE SALES, THE APPROPRIATE COMPS SHOULD INCLUDE THE PROPERTY'S CONDITION, OCCUPANCY, SIZE, CONSTRUCTION QUALITY, LOCATIONAL AND LEGAL FACTORS.
  - THOSE PUSHING THE DARK STORE THEORY WANT TO IGNORE THE OCCUPANCY AS AN ATTRIBUTE.
  - THEY WANT TO UTILIZE THE SALE OF PROPERTIES THAT HAVE "GONE DARK" IN COMPARISON TO A 100% OCCUPIED, DYNAMIC SUBJECT PROPERTY.


- **DARK STORE APPRAISAL THEORY, CONTINUED...**
- THIS WILL CONTINUE TO BE DEBATED IN THE COURTS AND HOPEFULLY GIVEN A FAIR DEBATE IN THE 2017 LEGISLATIVE SESSION.
- REPRESENTATIVE SPRINGER FILED HB27 ON MARCH 1<sup>ST</sup>.
  - AS OF MARCH 15<sup>TH</sup> THE BILL'S STATUS IS "PENDING IN COMMITTEE", IN WAYS AND MEANS.
- THE BILL IS BEING BACKED BY THE COMPTROLLER AND BY THE SPEAKER OF THE HOUSE.
- IT IS MY UNDERSTANDING THAT TTARA (TEXAS TAXPAYERS AND RESEARCH ASSOCIATION) HAS "CONCERNS" ABOUT THE BILL, AND THAT A SUBSTITUTE DRAFT IS BEING WORKED ON, AS OF 3-25-17.
  - TTARA'S MEMBERSHIP IS PRIMARILY BUSINESSES AND TRADE ASSOCIATIONS THAT REPRESENT BUSINESSES.
- NOTE: DARK STORE APPRAISAL THEORY BENEFITS BUSINESSES.

# LAND & RESIDENTIAL TRENDS

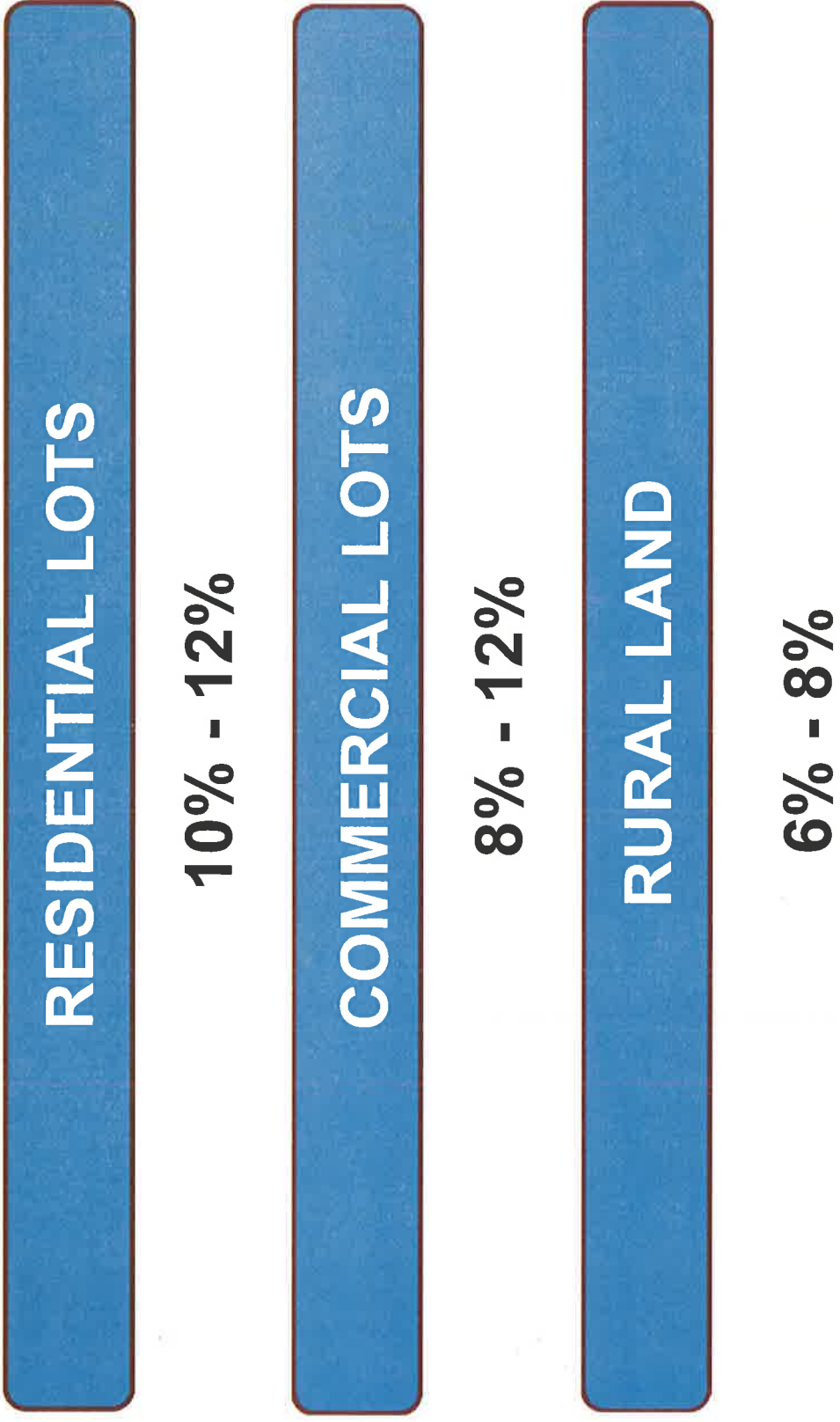
# 1-D-1 ROLLBACKS



RESIDENTIAL LOT INVENTORY



## 2017 LAND MARKET VALUE TRENDS BY CATEGORY





## COLLIN COUNTY RESIDENTIAL SALES INFORMATION

CITY	AVERAGE MONTHS SUPPLY OF INVENTORY			AVERAGE CUMULATIVE DAYS ON MARKET			CLOSED SALES		
	2015	2016	% CHNG	2015	2016	% CHNG	2015	2016	% CHNG
ALLEN	1.8	1.9	6%	41	36	-12%	1,657	1,680	1%
ANNA	1.8	1.8	0%	38	30	-21%	445	540	21%
BLUE RIDGE	4.8	3.8	-21%	91	83	-9%	45	40	-11%
CELINA **	3.8	4.4	16%	57	61	7%	366	418	14%
DALLAS	1.8	2.2	22%	33	31	-6%	584	544	-7%
FAIRVIEW	3	3.4	13%	53	53	0%	209	192	-8%
FARMERSVILLE	4.8	3.6	-25%	69	43	-38%	93	116	25%
FRISCO	1.9	2.3	21%	35	41	17%	1,572	1,705	8%
JOSEPHINE	2.4	2.4	0%	73	40	-45%	30	45	50%
LAVON	2	1.2	-40%	49	28	-43%	161	181	12%
LOWRY CROSSING	1.8	1.5	-17%	31	33	6%	24	29	21%
LUCAS	4.9	10.7	118%	67	79	18%	128	132	3%
MCKINNEY**	1.8	2.2	22%	39	38	-3%	3,779	3,777	0%
MELISSA	2.4	3.2	33%	50	46	-8%	283	335	18%
MURPHY	2.1	2.2	5%	40	39	-3%	290	302	4%
NEVADA	5.8	3.7	-36%	45	46	2%	59	57	-3%
NEW HOPE	2.1	1	-52%	68	14	-79%	12	8	-33%
PARKER	8.2	6.7	-18%	50	96	92%	57	80	40%
PLANO	1.5	1.7	13%	32	28	-13%	3,478	3,345	-4%
PRINCETON	1.9	1.8	-5%	37	24	-35%	233	372	60%
PROSPER	4.3	5.1	19%	92	73	-21%	505	497	-2%
RICHARDSON	1.6	2.5	56%	34	37	9%	344	288	-16%
ROYSE CITY	2.4	1.4	-42%	52	28	-46%	79	71	-10%
SACHSE	2	2	0%	39	33	-15%	169	165	-2%
ST PAUL **	9	5.3	-41%	57	76	33%	38	82	116%
WYLLIE	1.7	1.8	6%	33	34	3%	1,005	862	-14%
COUNTY	2.2	2.2	0%	40	37	-8%	15,672	15,882	1%

\*Based on reporting from North Texas Real Estate Information Systems \*\*Includes data from MUD districts

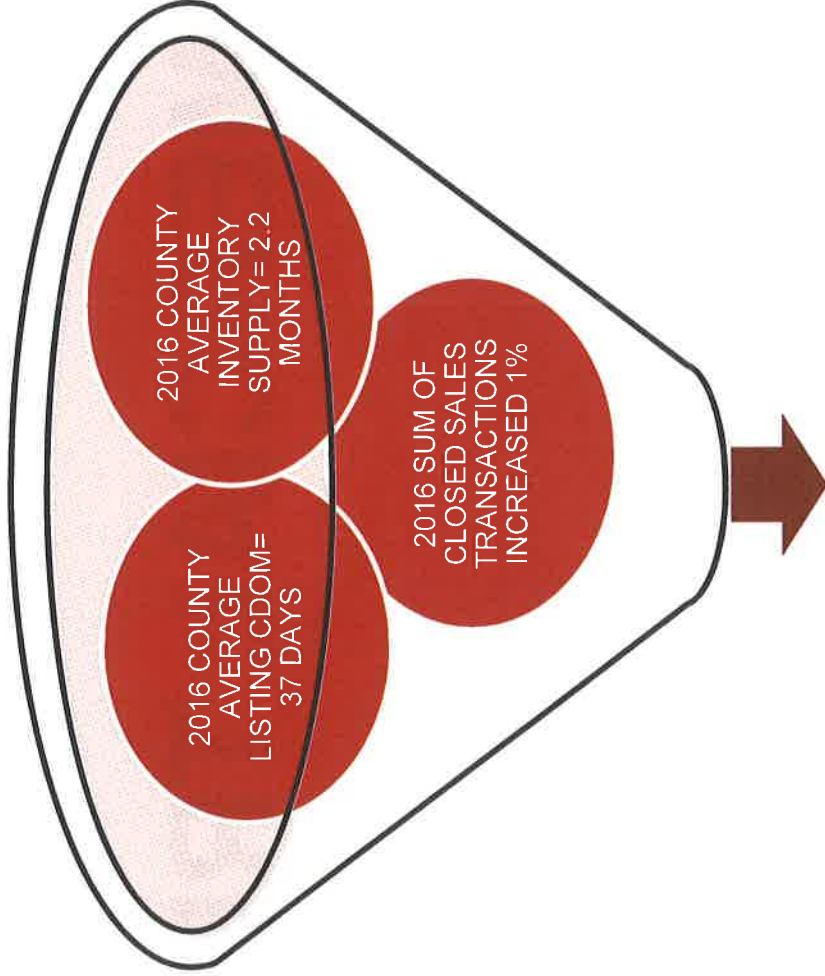


## COLLIN COUNTY RESIDENTIAL SALES INFORMATION

	AVERAGE MONTHS SUPPLY OF INVENTORY			AVERAGE CUMULATIVE DAYS ON MARKET			CLOSED SALES		
	2015	2016	% CHNG	2015	2016	% CHNG	2015	2016	% CHNG
<b>SCHOOL DISTRICT</b>									
ALLEN	1.9	2	5%	41	37	-10%	1,653	1,727	4%
ANNA	1.8	1.7	-6%	37	30	-19%	436	536	23%
BLUE RIDGE	6.1	5	-18%	94	82	-13%	45	44	-2%
CELINA	3	3.8	27%	46	47	2%	287	246	-14%
COMMUNITY	2.3	2.1	-9%	55	32	-42%	258	286	11%
FARMERSVILLE	4.7	2.8	-40%	56	44	-21%	188	192	2%
FRISCO	1.8	2	11%	35	36	3%	2,805	2,796	0%
LOVEJOY	3.9	4.8	23%	65	70	8%	287	270	-6%
MCKINNEY	1.8	2.3	28%	39	40	3%	2,442	2,425	-1%
MELISSA	2.6	3.1	19%	52	46	-12%	301	351	17%
PLANO	1.8	2	11%	33	30	-9%	4,334	4,178	-4%
PRINCETON	1.8	1.6	-11%	35	23	-34%	244	382	57%
PROSPER	3.4	3.9	15%	70	61	-13%	1,059	1,230	16%
ROYSE CITY	2.4	1.3	-46%	52	28	-46%	73	66	-10%
WYLIE	1.8	2.1	17%	36	35	-3%	1,343	1,221	-9%
<b>COUNTY</b>	<b>2.2</b>	<b>2.2</b>	<b>0%</b>	<b>40</b>	<b>37</b>	<b>-8%</b>	<b>15,672</b>	<b>15,882</b>	<b>1%</b>

\*Based on reporting from North Texas Real Estate Information Systems

# 2017 RESIDENTIAL OUTLOOK



# COMMERCIAL TRENDS

NEW COMMERCIAL SQUARE FOOT AREA FOR TAX YEAR 2017



**TOYOTA NORTH AMERICAN HEADQUARTERS**



**FORD CENTER AT THE STAR IN FRISCO**



**LEGACY WEST**



**LEGACY WEST**



**FRISCO STATION**



**THE GATE**



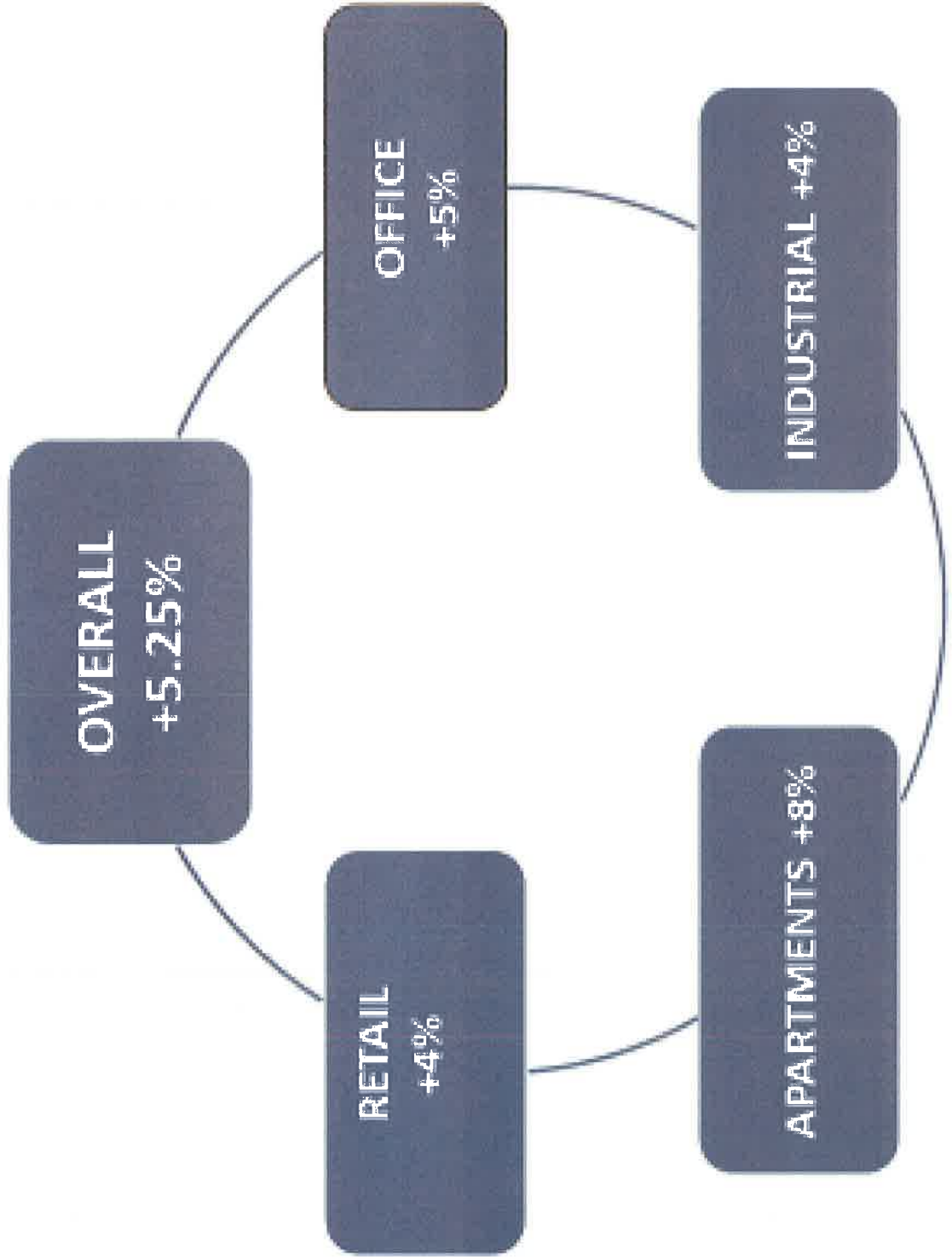
**WADE PARK**



**JP MORGAN CHASE**

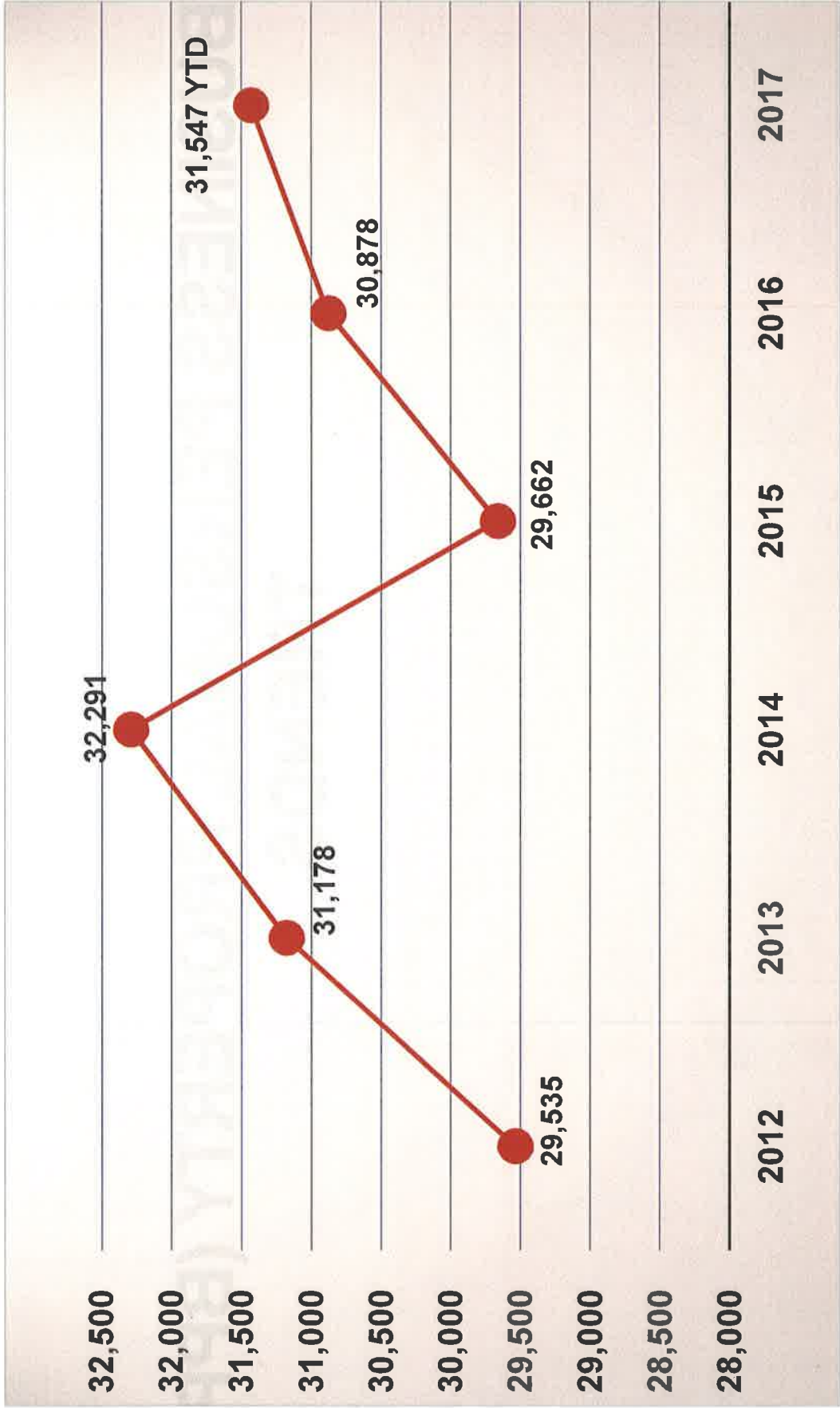


# 2017 COMMERCIAL OUTLOOK

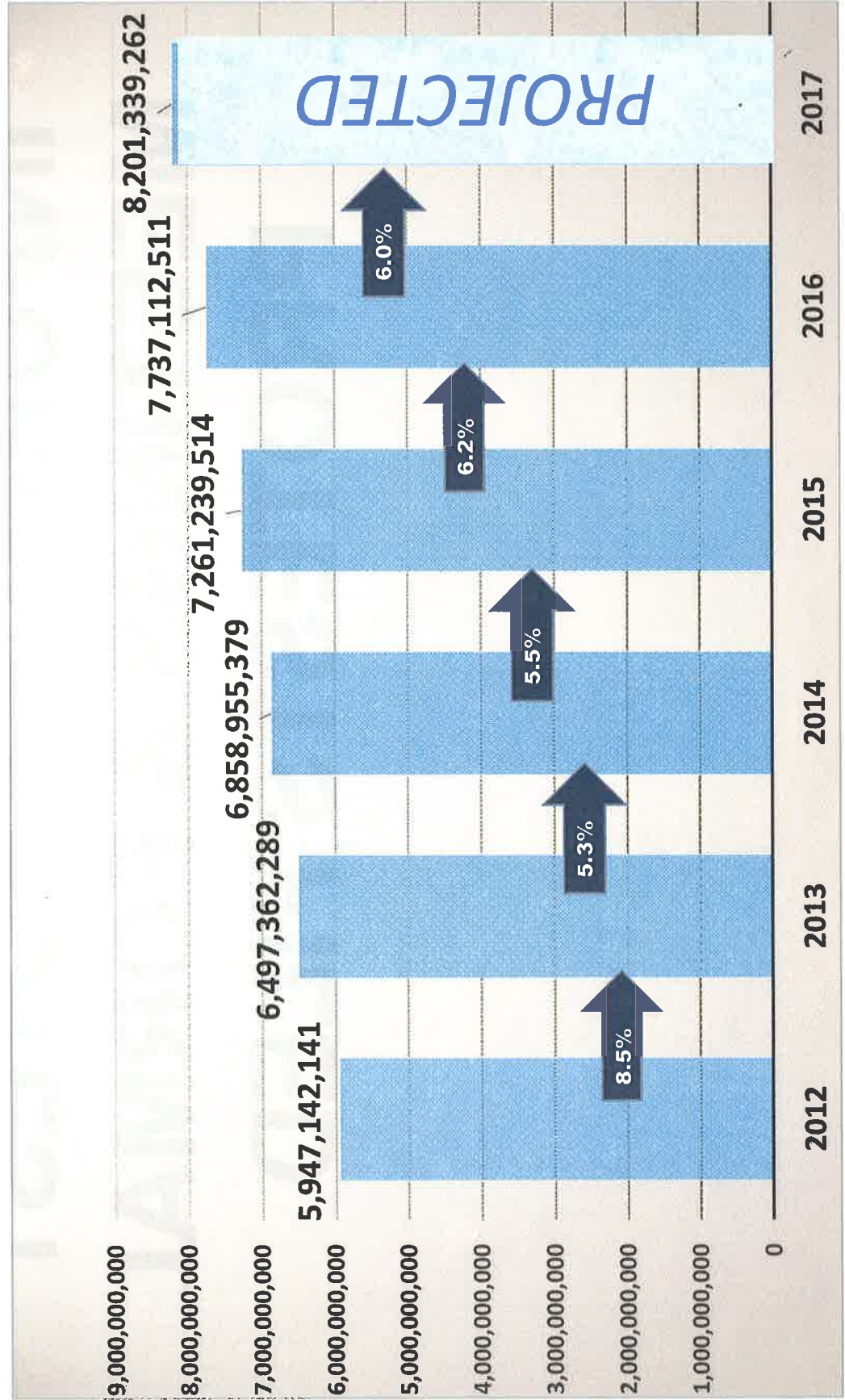


# **BUSINESS PERSONAL PROPERTY (BPP) TRENDS**

## BUSINESS PERSONAL PROPERTY (BPP) ACCOUNTS



# BUSINESS PERSONAL PROPERTY VALUE TRENDS

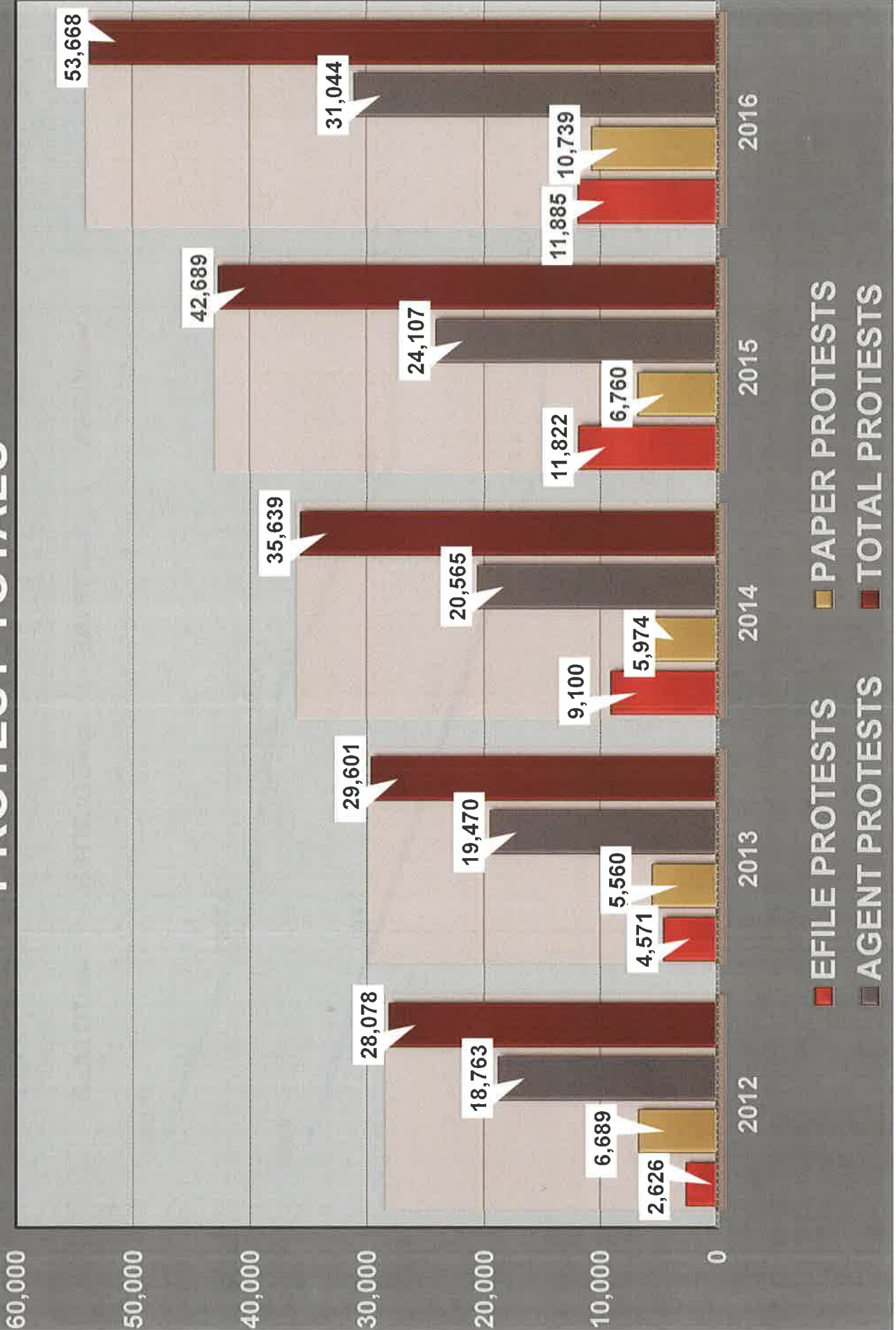


# **INFORMAL PROTEST MEETINGS & FORMAL PROTESTS FILED**

# INFORMAL MEETINGS



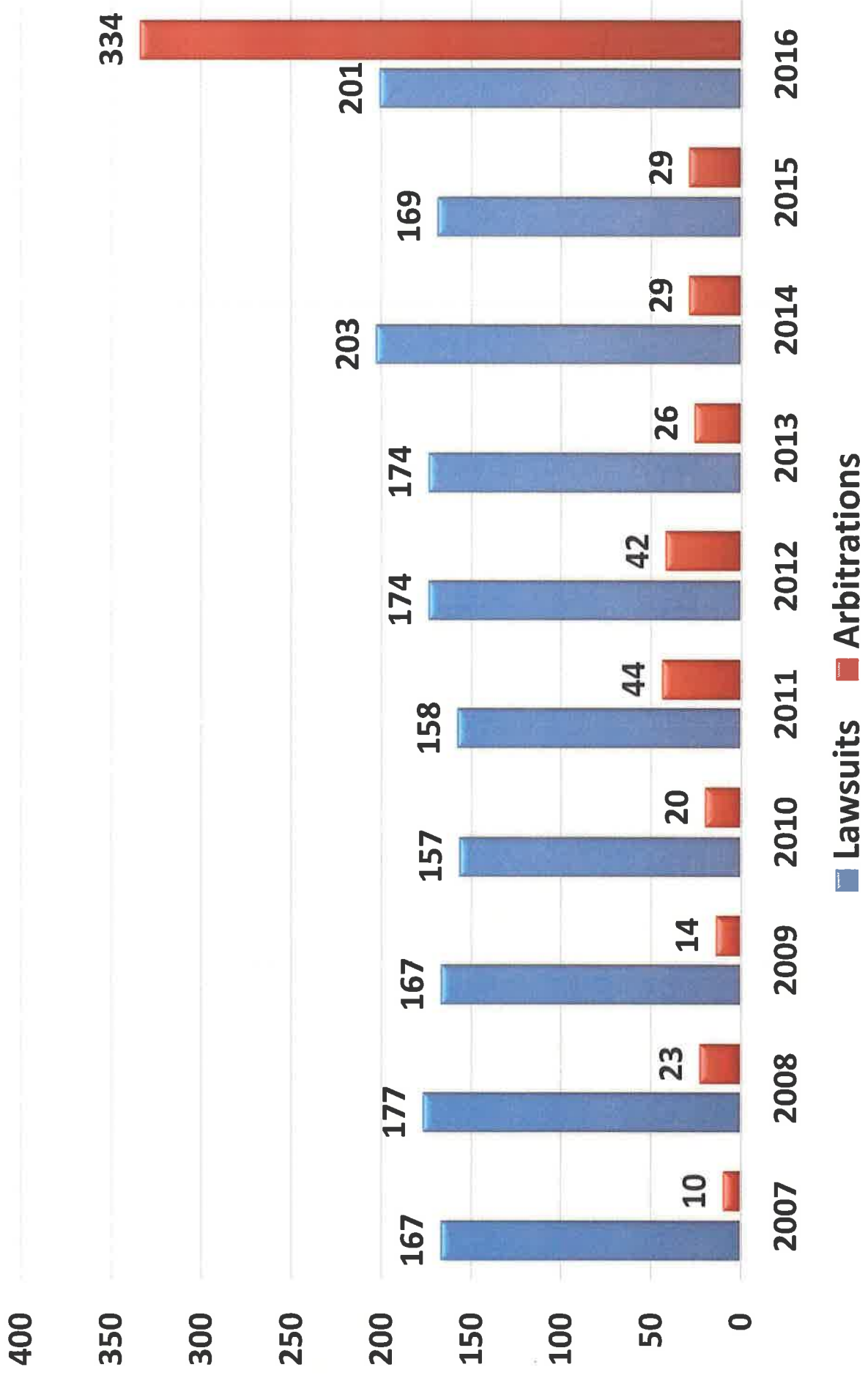
# PROTEST TOTALS



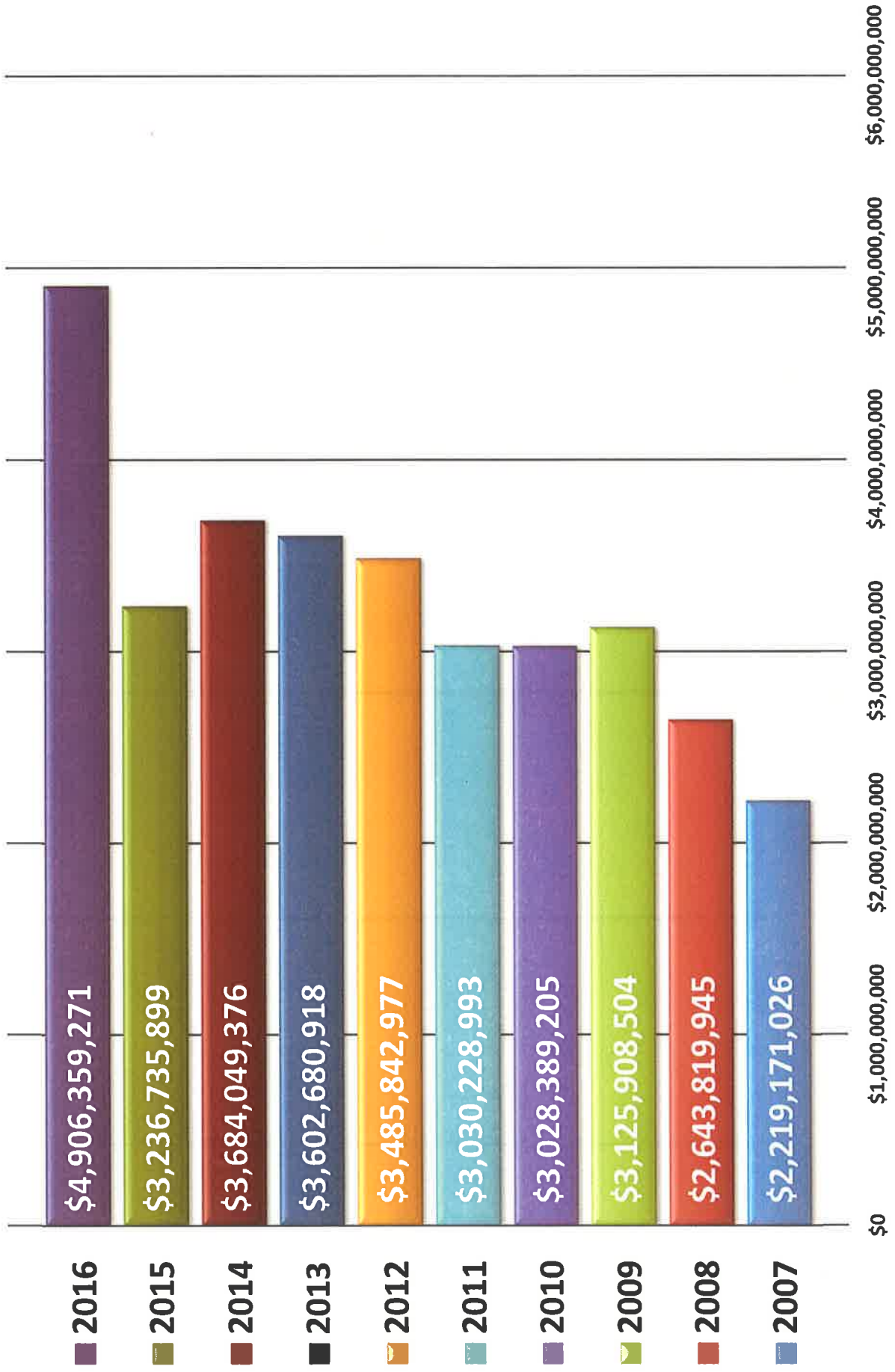
# POST CERTIFICATION STATS AND ENTITY PORTAL



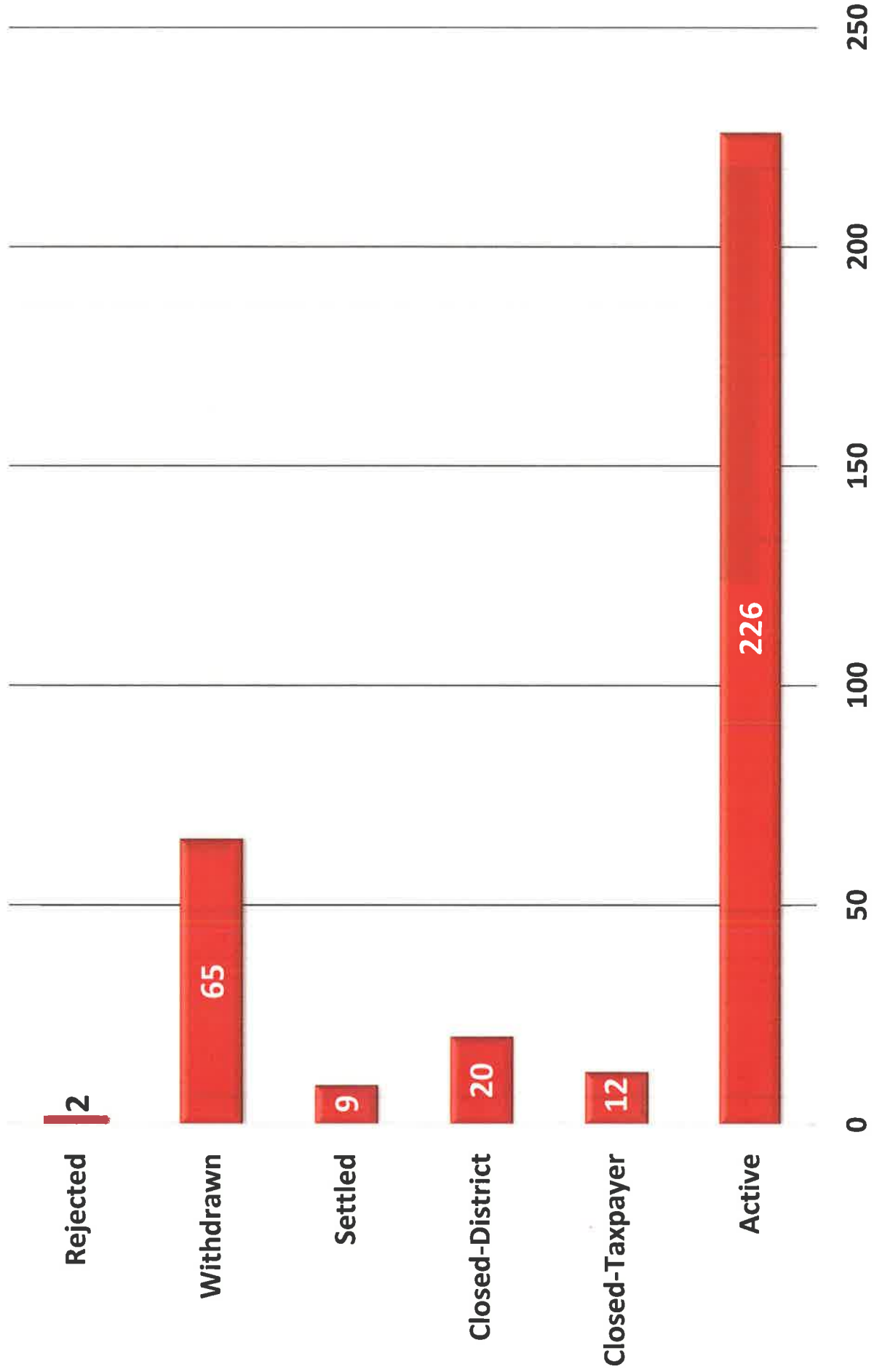
# Post Certification Stats



## Certified Market Values under Lawsuit



# 2016 Arbitrations



# ENTITY WEBSITE LOGIN

<https://entity.collincad.org/>

Collin CAD – Entity Portal  
Restricted Access

Username

entity

Password

••••••••••

Log in!

Username: entity

Password: collin@cad1

Litigation Summary

Collin County (GCN)

Active Lawsuits

Tax Year	Count	Certified Mkt. Value	Projected Final Mkt. Value	Projected Mkt. Value Loss	Owner Opinion of Market Value	OOMV Loss
2016	163	\$3,767,451,954	\$3,340,545,716	\$426,906,238	\$2,966,785,990	\$780,665,964
2015	38	\$738,095,205	\$655,025,131	\$83,070,074	\$584,319,202	\$153,776,003
2014	11	\$253,686,883	\$209,845,949	\$43,840,934	\$168,568,078	\$85,118,805
2013	4	\$15,225,779	\$12,856,197	\$2,369,582	\$10,074,084	\$5,151,695
2012	2	\$26,736,110	\$22,725,694	\$4,010,416	\$17,378,474	\$9,357,636
2011	2	\$34,801,893	\$29,581,610	\$5,220,283	\$22,621,230	\$12,180,663
2010	1	\$1,113,840	\$946,764	\$167,076	\$723,996	\$389,844

Data as of: Mar 20, 2017

Finalized Lawsuits Annual History

Tax Year	Count	Certified Mkt. Value	Final Mkt. Value	Lawsuit Mkt. Value Loss
2016	37	\$1,138,907,317	\$1,030,459,976	\$108,447,341
2015	130	\$2,510,402,302	\$2,305,350,776	\$205,051,526
2014	192	\$3,430,362,493	\$3,170,851,374	\$259,511,119
2013	171	\$3,587,455,139	\$3,316,169,280	\$271,285,859
2012	170	\$3,454,352,056	\$3,171,690,703	\$282,661,353
2011	155	\$2,995,427,100	\$2,603,550,157	\$391,876,943
2010	156	\$3,028,389,205	\$2,679,518,841	\$348,870,364
2009	163	\$3,125,908,504	\$2,785,142,646	\$340,765,858
2008	163	\$2,643,819,945	\$2,364,135,478	\$279,684,467
2007	142	\$2,154,087,454	\$1,947,060,593	\$207,026,861
2006	2	\$9,694,139	\$9,694,139	\$0

Data as of: Mar 20, 2017

County  
Collin County

City

- Allen City
- Anna City
- Blue Ridge City
- Celina City
- Carrollton City
- Dallas City
- Farmersville City
- Frisco City
- Farview Town
- Galland City
- Josephine City
- Lavon City
- Lowry Crossing City
- Lucas City
- McKinney City
- Malissa City
- Murphy City
- New Hope Town
- Nevada City
- Parker City
- Plano City
- Princeton City
- Prosper Town
- Richardson City
- Royse City
- Sachse City

# PRELIMINARY TAXABLE VALUE ESTIMATES

- PRELIMINARY TAXABLE VALUES PRESENTED TODAY ARE MY **“BEST GUESS”** AND ARE NOT THE 2017 CERTIFIED ESTIMATES.
- TAXABLE VALUES PRESENTED TODAY ARE INTENDED TO GIVE EACH ENTITY A VIEW OF THE PRELIMINARY, YEAR-OVER-YEAR, **“MARKET TREND”**, AS OF JANUARY 1, 2017.
- CERTIFIED ESTIMATES PROVIDED IN LATE APRIL WILL BE MY **“BEST ESTIMATE”** OF THE PROJECTED TAXABLE VALUE FOR EACH ENTITY, AS OF ROLL CERTIFICATION IN JULY.

## **PRELIMINARY VALUE CALCULATIONS**

- **BEGIN WITH THE 2016 TAXABLE VALUE ON THE ROLL AS OF MARCH 6, 2017, AFTER SUPPLEMENT #13.**
- **APPLIED OUR ESTIMATED REAPPRAISAL PERCENT INCREASE FOR EXISTING PROPERTIES TO THE 2016 SUPPLEMENT #13 VALUES.**
  - **THE OVERALL PERCENT INCREASE IS BASED ON THE WEIGHTED AVERAGE OF RESIDENTIAL PROPERTIES TO OTHER CATEGORIES.**
- **ADDED 2017 TAXABLE VALUE OF NEW CONSTRUCTION.**
  - **USING 95% LEVEL, TO ALLOW FOR CORRECTIONS & PROTESTS.**
- **ADDED 2017 TAXABLE VALUE OF ANNEXATIONS.**
  - **USING 95% LEVEL, TO ALLOW FOR CORRECTIONS & PROTESTS.**
- **SUBTRACTED ESTIMATED TAXABLE LOSS FOR NEW EXEMPTIONS.**

# **CERTIFIED TAXABLE VALUE ESTIMATES**

## **2017 CERTIFIED ESTIMATE SCHEDULE**

- **Certified estimate of value April 28<sup>th</sup>.**
- **Weekly “raw” totals beginning May 1<sup>st</sup>.**
- **Available online at <https://entity.collincad.org/>**  
**Password: [coll!n@cad1](mailto:coll!n@cad1)**
- **Will be updated weekly through 3<sup>rd</sup> week of July when roll is certified.**
- **Allows entity to track progress of their 2017 roll in comparison to 2017 ‘certified estimate of taxable value’ and prior year 2016 certified roll taxable value.**

# ENTITY WEBSITE: DOCUMENTS FOR ALL ENTITIES

## Documents specific to Collin County.


-  [Certified Reports](#) 
-  [Reference Invoices \(Annual Budget\)](#) 

## Litigation Summary

 [Litigation Summary for Collin County](#)

## Documents for all entities.

-  [0 - Preliminary Totals \(Unedited\)](#) 
-  [1 - Certified Estimated Values - Reports and Totals](#) 
-  [2017](#) 
-  [COMING SOON](#)
-  [2017 Exemptions Code List](#)
-  [2016](#) 
-  [...](#)



## County

Collin County

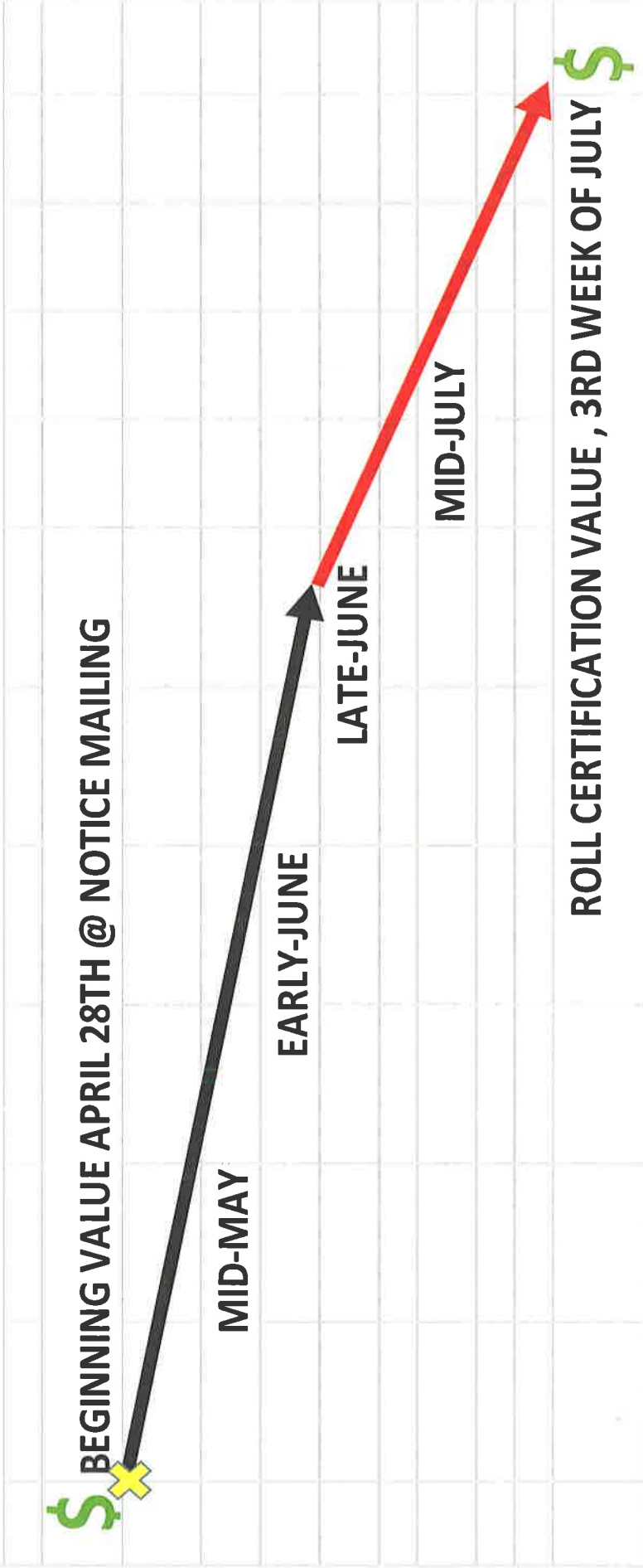
## City

- Allen City
- Anna City
- Blue Ridge City
- Celina City
- Carrollton City
- Dallas City
- Farmersville City
- Frisco City
- Fairview Town
- Garland City
- Josephine City
- Lavon City
- Lowry Crossing City
- Lucas City
- McKinney City
- Melissa City
- Murphy City
- New Hope Town
- Nevada City

## WEEKLY PUBLISHED “RAW TOTALS”

- **DO NOT USE THE TAXABLE VALUE IN THE RAW TOTALS TO CALCULATE YOUR 2017 TAX LEVY.**
- THERE WILL BE FUTURE LOSSES FOR INFORMAL SETTLEMENTS, ARB ORDERS, NEW EXEMPTION FILINGS AND AG-USE FILINGS.
- THESE TOTALS ARE A REFERENCE FOR YOU TO SEE HOW THE WEEKLY “RAW TOTALS” COMPARE TO YOUR CERTIFIED ESTIMATE OF TAXABLE VALUE, AS WE PROCEED THROUGH THE SUMMER TOWARD CERTIFICATION.
- FROM THE TIME THE CERTIFIED ESTIMATES ARE ISSUED, UNTIL THE ROLL IS CERTIFIED IN LATE JULY, YOU SHOULD USE THE CERTIFIED ESTIMATES FOR YOUR TAX PLANNING MODELS.

# PATH OF THE RAW TOTALS TAXABLE VALUE, FROM THE TIME OF MAILING APPRAISAL NOTICES TO FINAL ROLL CERTIFICATION





# ROUNDTABLE DISCUSSION

---

## KEY CONTACTS

- Bo Daffin, Chief Appraiser  
• [bo.daffin@cadcollin.org](mailto:bo.daffin@cadcollin.org) 469.742.9223
- Robert Waldrop, Deputy Chief Appraiser – Business Operations  
• [robert.waldrop@cadcollin.org](mailto:robert.waldrop@cadcollin.org) 469.742.9323
- Kelly Lintner, Deputy Chief Appraiser - Appraisal Operations  
• [kelly.lintner@cadcollin.org](mailto:kelly.lintner@cadcollin.org) 469.742.9302
- Tamera Glass, Executive Assistant  
• [tamera.glass@cadcollin.org](mailto:tamera.glass@cadcollin.org) 469.742.9225
- Toni Bryan, Business Manager  
• [toni.bryan@cadcollin.org](mailto:toni.bryan@cadcollin.org) 469.742.9237

# COLLIN COUNTY CITIES - TAX RATES

FY 16-17

Listed highest to lowest total rate - cities w paid police depts

Entity	Total Rate	M & O Rate	I & S Rate
Wylie City (CWY)	0.8489	0.623399	0.225501
Farmersville City (CFC)	0.787564	0.401957	0.385607
Dallas City (CDA)	0.7825	0.5601	0.2224
Sachse City (CSA)	0.757279	0.562	0.195279
Garland City (CGA)	0.7046	0.394	0.3106
Princeton City (CPN)	0.68989	0.459509	0.230381
Royse City (CRY)	0.6771	0.46	0.2171
Celina City (CCL)	0.645	0.423269	0.221731
Anna City (CAN)	0.629	0.506582	0.122418
Richardson City (CRC)	0.62516	0.37031	0.25485
Van Alstyne City (CVA)	0.612639	0.474792	0.137847
Melissa City (CML)	0.61	0.462173	0.147827
Carrollton City (CCR)	0.6037	0.425787	0.177913
Josephine City (CJO)	0.58	0.58	0
McKinney City (CMC)	0.573	0.401769	0.171231
Allen City (CAL)	0.52	0.396273	0.123727
Prosper Town (CPR)	0.52	0.3675	0.1525
Murphy City (CMR)	0.51	0.327749	0.182251
Plano City (CPL)	0.4786	0.3556	0.123
<b>Lavon City (CLA)</b>	<b>0.4557</b>	<b>0.4253</b>	<b>0.0304</b>
Frisco City (CFR)	0.45	0.294052	0.155948
Parker City (CPK)	0.365984	0.299719	0.066265
Fairview Town (CFV)	0.359999	0.227856	0.132143

## Cities without paid police depts

Entity	Total Rate	M & O Rate	I & S Rate
Blue Ridge City (CBL)	0.538648	0.538648	0
St. Paul Town (CSP)	0.369	0.369	0
Weston City (CWS)	0.36	0.36	0
Lucas City (CLU)	0.317948	0.230371	0.087577
Lowry Crossing City (CLC)	0.229536	0.229536	0
New Hope Town (CNH)	0.196	0.196	0
Nevada City (CNV)	0.191153	0.191153	0

**Kenneth L. Maun  
Tax Assessor Collector  
Collin County  
2300 Bloomdale Rd  
P.O. Box 8046  
McKinney, Texas 75070  
972- 547-5020  
Metro 424-1460 Ext.5020  
Fax 972-547-5040**

**April 10, 2017**

**Mayor Chuck Teske  
City of Lavon  
P. O. Box 340  
Lavon, Texas 75166**

**Dear Mayor Teske,**

**Enclosed is the Monthly Collection Report for:  
The City of Lavon tax collections for the month were:**

**March 2017  
\$11,933.51**

**Sincerely,**



**Kenneth L. Maun  
Tax Assessor Collector**

**Attachment**

**cc: Kim Dobbs, City Administrator/City Secretary**

**KM:ds**

Kenneth L Maun  
 Tax Assessor/Collector  
 Collin County  
 P O Box 8046  
 McKinney Tx 75070

Monthly Collection Status Report  
 March 2017

City of Lavon #18

Current Tax Year Collections	Collections Month of March	Cumulative Total 10/1/16 thru 3/31/17	% of Collections
Base M&O	\$10,334.21	\$1,063,265.05	99.92%
Base I&S	738.63	\$78,000.92	
Late Rendition Penalty	45.50	\$120.66	
P&I M&O	688.73	\$1,283.63	
P&I I&S	48.99	\$91.52	
P&I I&S Bond			
Attorney Fee	0.00	\$0.00	
<b>Subtotal</b>	<b>\$11,856.06</b>	<b>\$1,140,761.78</b>	<b>100.05%</b>
<b>Delinquent TaxYears Collections</b>			
Base M&O	\$77.43	\$544.08	
Base I&S	0.00	\$0.00	
Late Rendition Penalty	0.00	\$0.00	
P&I M&O	0.02	\$200.89	
P&I I&S	0.00	\$0.00	
P&I I&S Bond			
Attorney Fee	0.00	\$145.99	
		0.00	
<b>Subtotal</b>	<b>\$77.45</b>	<b>\$890.96</b>	<b>0.08%</b>
<b>Combined Current &amp; Delinquent:</b>			
Base M&O	\$10,411.64	\$1,063,809.13	
Base I&S	\$738.63	\$78,000.92	
Late Rendition Penalty	45.50	120.66	
P&I M&O	688.75	1,484.52	
P&I I&S	48.99	91.52	
P&I I&S Bond			
Attorney Fee	0.00	145.99	
		0.00	
<b>Total Collections</b>	<b>\$11,933.51</b>	<b>\$1,141,652.74</b>	<b>100.13%</b>
Original 2016 Tax Levy		<b>\$1,140,171.09</b>	100.00%

Kenneth L. Maun  
 Tax Assessor/Collector  
 Collin County  
 P O Box 8046  
 McKinney Tx 75070

Cumulative Comparative Collection Status Report  
 March 2017

City of Lavon #18

Current Tax Year Collections	Collections thru		Collections thru	
	March 2017	% Collections	March 2016	% Collections
Base M&O	\$1,139,265.97	99.92%	\$988,794.72	98.46%
Late Rendition Penalty	120.66		111.24	
P&I M&O	1,375.15		588.15	
Attorney Fee	0.00		0.00	
<b>Subtotal</b>	<u>\$1,140,761.78</u>	100.05%	<u>\$989,494.11</u>	98.53%
<b>Delinquent Tax Years Collections</b>				
Base M&O	\$544.08		\$1,255.17	
Late Rendition Penalty	0.00		0.00	
P&I M&O	200.89		241.16	
Attorney Fee	145.99		177.93	
Other Fees	0.00		0.00	
<b>Subtotal</b>	<u>\$890.96</u>	0.08%	<u>\$1,674.26</u>	0.17%
<b>Combined Current &amp; Delinquent:</b>				
Base M&O	\$1,139,810.05		\$990,049.89	
P&I M&O	1,576.04		829.31	
Late Rendition Penalty	120.66		111.24	
Attorney Fee	145.99		177.93	
<b>Total Collections</b>	<u>\$1,141,652.74</u>	100.13%	<u>\$991,168.37</u>	98.69%
Adjusted 2015 Tax Levy			<u>\$1,004,289.49</u>	100.00%
Original 2016 Tax Levy	<u>\$1,140,171.09</u>	100.00%		

Kenneth L Maun  
 Tax Assessor/Collector  
 Collin County  
 P O Box 8046  
 McKinney Tx 75070

Levy Outstanding Status Report  
 March 2017

City of Lavon #18

	Current Tax Year	Delinquent Tax Years
Current Month:		
Tax Levy Remaining as of 2/28/17	\$24,076.05	10,184.84
Base M&O Collections	11,072.84	77.43
Supplement/Adjustments	-\$273.42	\$0.00
Write-Off	0.00	0.00
Remaining Levy as of 3/31/17	<u>\$12,729.79</u>	<u>\$10,107.41</u>
Cumulative (From 10/01/16 thru 3/31/17)		
Original 2016 Tax Levy (as of 10/01/16)	\$1,140,171.09	10,833.77
Base M&O Collections	1,139,265.97	544.08
Supplement/Adjustments	11,824.67	-182.28
Write-Off	0.00	0.00
Remaining Levy as of 3/31/17	<u>\$12,729.79</u>	<u>\$10,107.41</u>

Kenneth L. Maun  
Tax Assessor/Collector  
Collin County  
P O Box 8048  
McKinney Tx 75070

Monthly Distribution Report  
March 2017

City of Lavon #18

	Distribution Month of March	Distribution 10/1/16 thru 3/31/17
Weekly Remittances:		
Week Ending 3/3/17	\$4,570.18	\$77,010.40
Week Ending 3/10/17	\$2,647.89	\$80,898.25
Week Ending 3/17/17	\$815.91	\$73,178.87
Week Ending 3/24/17	\$1,895.25	\$675,157.58
Week Ending 3/31/17	\$2,202.01	\$234,756.50
Total Weekly Remittances	<u>\$11,931.24</u>	<u>\$1,140,999.60</u>
Overpayment from Prior Month	\$0.00	\$501.12
Manual Adjustment Refund	\$0.00	\$0.00
Commission Paid Delinquent Attorney	\$0.00	\$145.99
Entity Collection Fee	\$0.00	\$0.00
Judgement Interest	\$0.00	\$0.00
5% CAD Rendition Penalty	\$2.27	\$6.03
Total Disbursements	<u>\$11,933.51</u>	<u>\$1,141,652.74</u>
Carryover to Next Month	\$0.00	\$0.00

# MUNICIPAL RECYCLING PROGRAM

For  
**LAVON, TEXAS**

2017	Homes	Total Tonnage	PPH
January	1,245	16.69	26.81
February	1,244	20.85	33.52
March			
April			
May			
June			
July			
August			
September			
October			
November			
December			

Previous Years	Average Homes	Total Tons	PPH per Month
2014 * Started July	1,063	102.08	32.00
2015	1,142	260.12	37.96
2016	1,219	287.19	39.27

**Wash It "N" Toss It**  
*a service provided by*

**Community Waste Disposal.com**

2010 California Crossing

Dallas, TX 75220-2310

*telephonic*

972.392.9300 - 817.795.9300

*facsimile*

972.392.9301

### Municipal Service Inquiries

**February, 2017**

Service Opportunities	Service Inquiries	Per 1,000 Service Opportunities
10,781	4	0.37

PRB  
Reviewed

**Emailed to:**

[kim.dobbs@cityoflavon.org](mailto:kim.dobbs@cityoflavon.org)

# Collin County Strategic Roadway Plan

## Elected Officials Briefing

March 31, 2017 – 2:00 p.m.  
John and Judy Gay Library - The Meeting Room  
6861 Eldorado Pkwy  
McKinney, Texas

### Agenda

1. Welcome and Introductions (Michael Morris)
2. Ten Year Plan Project Funding (Jeff Neal)
  - ~ Strategic Corridor Review
3. Purpose and Need for Strategic Roadway Plan (Dan Lamers)
  - ~ Issue Identification
  - ~ Demographics
4. Summary of Roadway Modeling Scenarios (Jeff Neal/Chris Reed)
  - ~ North/South Arterial Corridors
  - ~ SH 121 Extension
  - ~ North/South Freeway Corridors
5. Next Steps
6. Other Business
7. Adjourn



## **ELECTED OFFICIALS BRIEFING**

March 31, 2017 – 2:00pm

John and Judy Gay Library – The Meeting Room  
McKinney, Texas



North Central Texas Council of Governments

---

# **COLLIN COUNTY STRATEGIC ROADWAY PLAN CONSIDERATIONS FOR EXPEDITED IMPLEMENTATION**

# WELCOME + INTRODUCTIONS

## **NCTCOG STAFF**

Michael Morris, P.E. - Director of Transportation

Dan Lamers, P.E. - Senior Program Manager

Jeff Neal - Program Manager

Chris Reed - Senior Transportation Planner

## **NCTCOG OVERVIEW**

The North Central Texas Council of Governments (NCTCOG), through its Transportation Department, is the federally designated Metropolitan Planning Organization (MPO) that conducts regional transportation planning in North Central Texas.

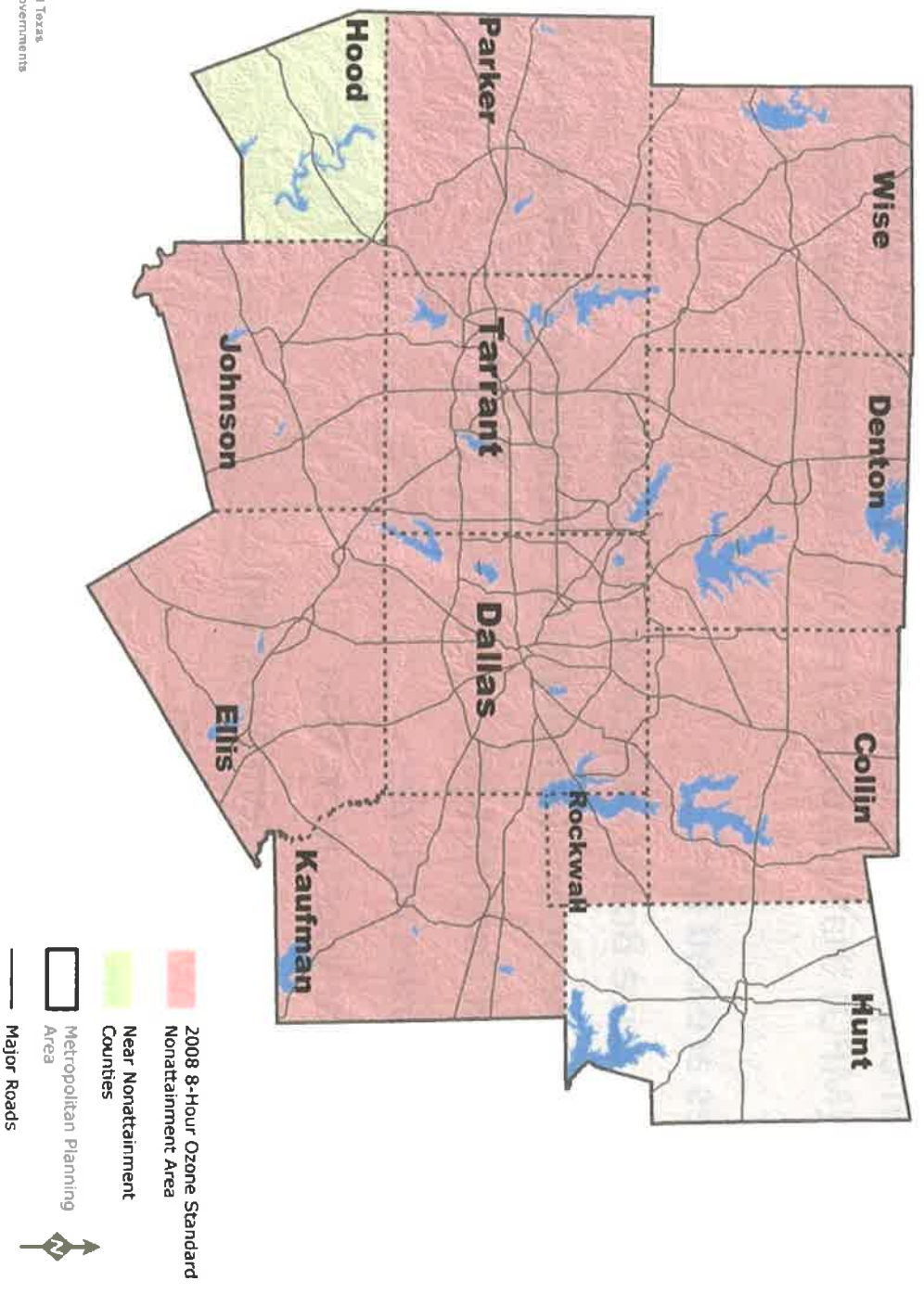
### **MPO Activities are Led by:**

- NCTCOG Executive Board – Fiscal Administration
- Regional Transportation Council (RTC) – Policy and Funding Administration
- Several Technical Committees

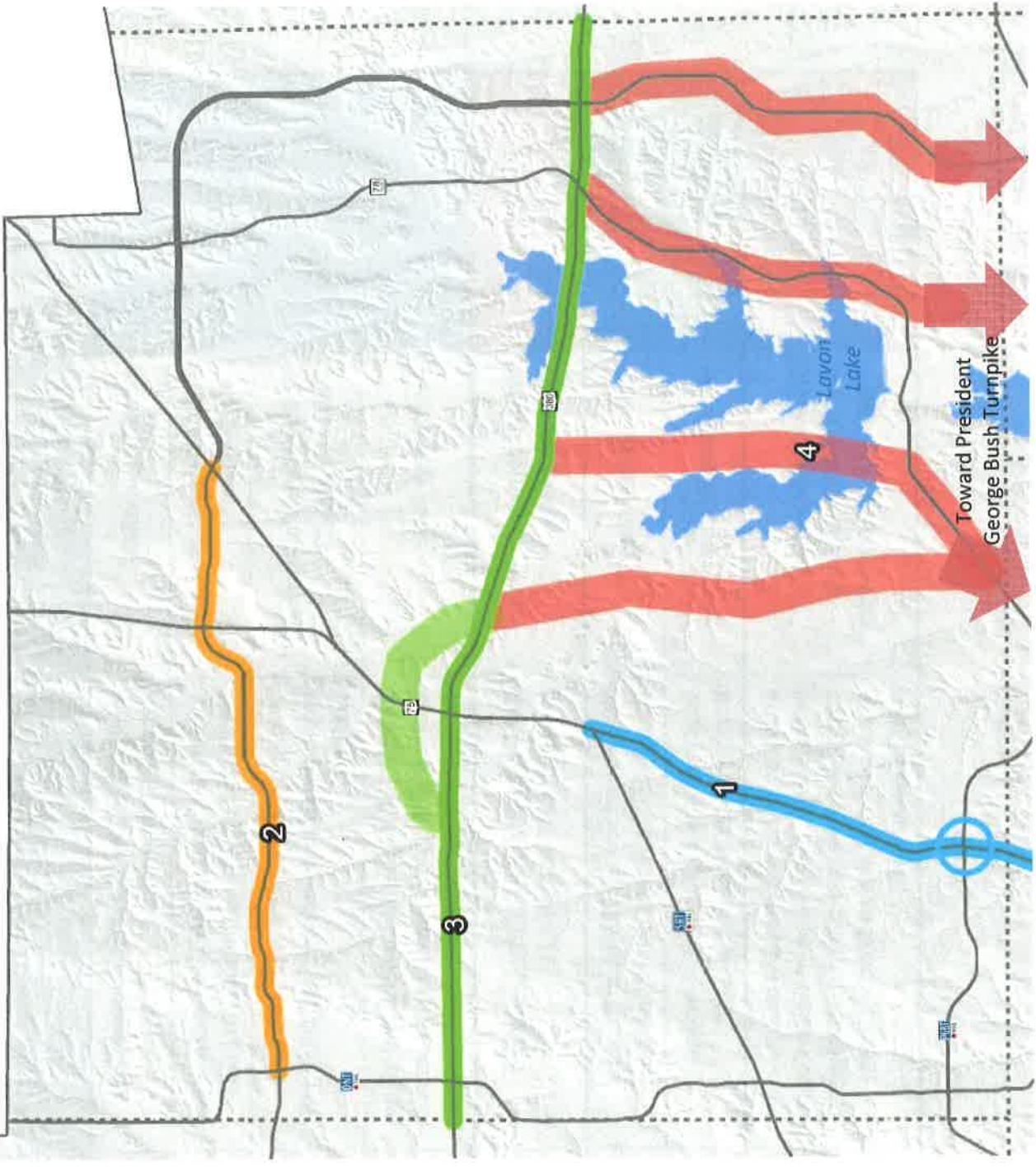
### **Major Responsibilities Include:**

- Metropolitan Transportation Plan
- Transportation Improvement Program
- Unified Planning Work Program
- Congestion Management Process
- Air Quality Conformity

# NCTCOG METROPOLITAN PLANNING AREA WITH 8-HOUR OZONE NONATTAINMENT AREA



# **DRAFT** Roadway Action Plan for Collin County **DRAFT**



- Corridor 1 (Near Term):**  
US 75
  - Widening in Allen
  - PGBT Interchange Ramp Improvement
  - Widen Plano Parkway and DART rail bridges
  - Technology Lane
- Corridor 2 (Near Term):**  
Collin County Outer Loop
  - Staged construction of frontage roads
- Corridor 3 (Near Term):**  
US 380
  - Countywide Study
  - McKinney Bypass
- Corridor 4 (Longer Term):**  
Collin County Strategic Transportation Initiative
  - Study of non-tolled north/south roadway needs and opportunities

# Roadway Action Plan for Collin County

Corridor	Project	Description	Contact
1) US 75 (Near Term)	Widening in Allen	Widen freeway to a continuous 8-lane section through Allen	TxDOT: Kelly Selman
	PGBT interchange ramp improvement	Widen ramps from PGBT to northbound US 75 and US 75 southbound to PGBT	NTTA: TxDOT: Kelly Selman
	Widen Plano Parkway and DART rail bridges	Widen narrow section on US 75 by expanding Plano Parkway and DART rail bridges	TxDOT: Kelly Selman
2) Collin County Outer Loop (Near Term)	Technology Lane	Remove HOV lane and pylons and allow usage of the lane during peak hours and for incident management	NCTCOG: Natalie Bettger TxDOT: Kelly Selman
	Staged construction of frontage roads	Construct one side of frontage road between DNT and SH 121	NCTCOG: Sandy Wesch Collin County: Clarence Daugherty
3) US 380 (Near Term)	Countywide study	Study needs on US 380 from Denton County line to Hunt County line	TxDOT: Kelly Selman
	McKinney Bypass	Study potential of a bypass around northern McKinney for US 380	TxDOT: Kelly Selman
4) Collin County Strategic Transportation Initiative (Longer Term)	Study of non-tolled north/south roadway needs and opportunities	Study north/south transportation needs in the southeastern part of Collin County to enhance the non-tolled roadway grid around Lavon Lake and connections southward to PGBT	NCTCOG: Dan Lamers

## SYNOPSIS OF ANALYSIS

The intention of this technical analysis is to assess and understand which proposed future roadway facilities and configuration stakeholders may prefer from a data and model-driven perspective.

In addition to the technical analysis, another vital element of the planning process is consensus building and identifying corridor pros/cons from city and county staff, elected officials, and residents.

Combining the elements above, we hope to gain a more comprehensive understanding of the path forward and can carry out meaningful transportation system improvements with scenarios that are agreeable to all parties involved in this planning process.

# 10-YEAR PLAN PROJECT FUNDING

## 10-YEAR PLAN (HOUSE BILL 20)

An annual collaborative performance-based apparatus for local governments and MPOs to assist the Texas Department of Transportation (TxDOT) in selecting and prioritizing roadway projects for the statewide Unified Transportation Program (UTP). The North Central Texas regional project list was approved by the RTC in December 2016.

### Collin County Strategic Roadway Plan Projects:

- North/South Corridors – \$200,000,000
- Regional Outer Loop (DNT – SH 121) – \$100,000,000
- Regional Outer Loop (US 380 – Rockwall C/L) – \$50,000,000
- US 380/McKinney Bypass – \$252,000,000

### Complimentary Projects for North/South Corridors:

- FM 2478 (FM 1461 – US 380) – \$32,600,000
- FM 2514 (Lavon Pkwy. – Brown Street) – \$26,796,024
- FM 2551 (FM 2170 – FM 2514) – \$38,099,111
- SH 205 (SH 78 – Rockwall C/L) – \$28,654,950
- SH 205 (Collin C/L – SH 66) – \$32,115,673

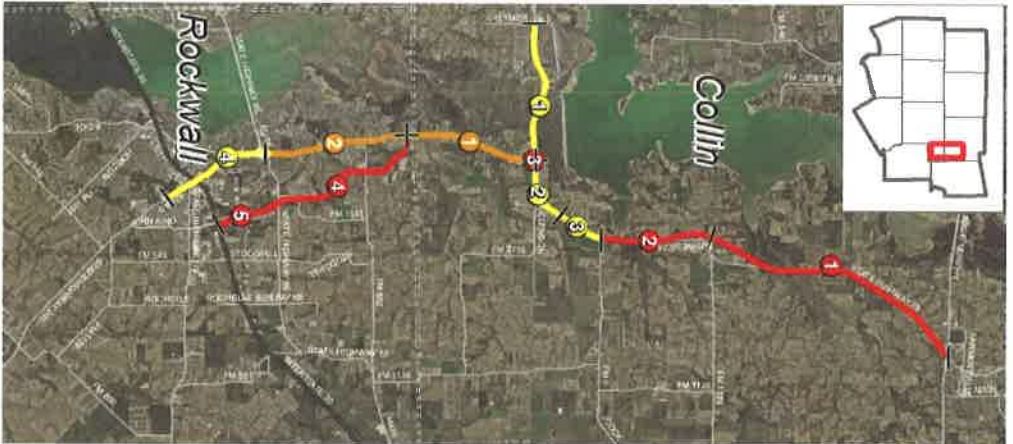
# STRATEGIC REVIEW

10-Year Plan focused on phased implementation of high-priority projects determined through performance measurement analysis.

Important to expedite segments where early success can be achieved.

Ability to maximize State funds for leveraging of potential local funds.

## North/South Arterial and Intersection Projects Collin and Rockwall Counties



### Completed/Under Construction

1. SH 78 - Spring Creek Parkway to SH 205 Widen to 6 lanes divided (\$21,334,008) Completion Spring 2017
2. SH 78 - SH 205 to Business SH 78 (Lavon) Widen to 6 lanes divided (\$14,839,307) Completion Fall 2016
3. SH 78 - Business SH 78 (Lavon) to FM 6 Widen to 6 lanes divided (\$9,893,504) Completion Fall 2016
4. SH 205 - Olive Street (N of SH 66) to side Road (Relocated SH 276) Widen to 6 lanes divided (\$16,739,331) Completion Spring 2010

### Planned/Funded Construction

1. SH 205 - SH 78 to Rockwall C/L Widen to 6 lanes divided FY 2017-2026 10-Year Plan (\$28,654,950)
2. SH 205 - Rockwall C/L to Olive Street (N of SH 66) Widen to 6 lanes divided (N of John King Blvd) Widen to 4 lanes divided (S of John King Blvd) FY 2017-26 10-Year Plan (\$32,115,673)

### Unfunded Need

1. SH 76 - US 380 to FM 1778 Widen to 6 lanes divided
2. SH 76 - FM 1778 to FM 6 Widen to 6 lanes divided
3. SH 76 @ SH 205 Intersection Construct grade separation
4. John King Boulevard - SH 205 to IH 30 Widen to 6 lanes divided
5. John King Boulevard - JP R/R Crossing Construct grade separation

- Freeway
- Arterial Roads
- County Line
- Project Limit Lines

# DRAFT



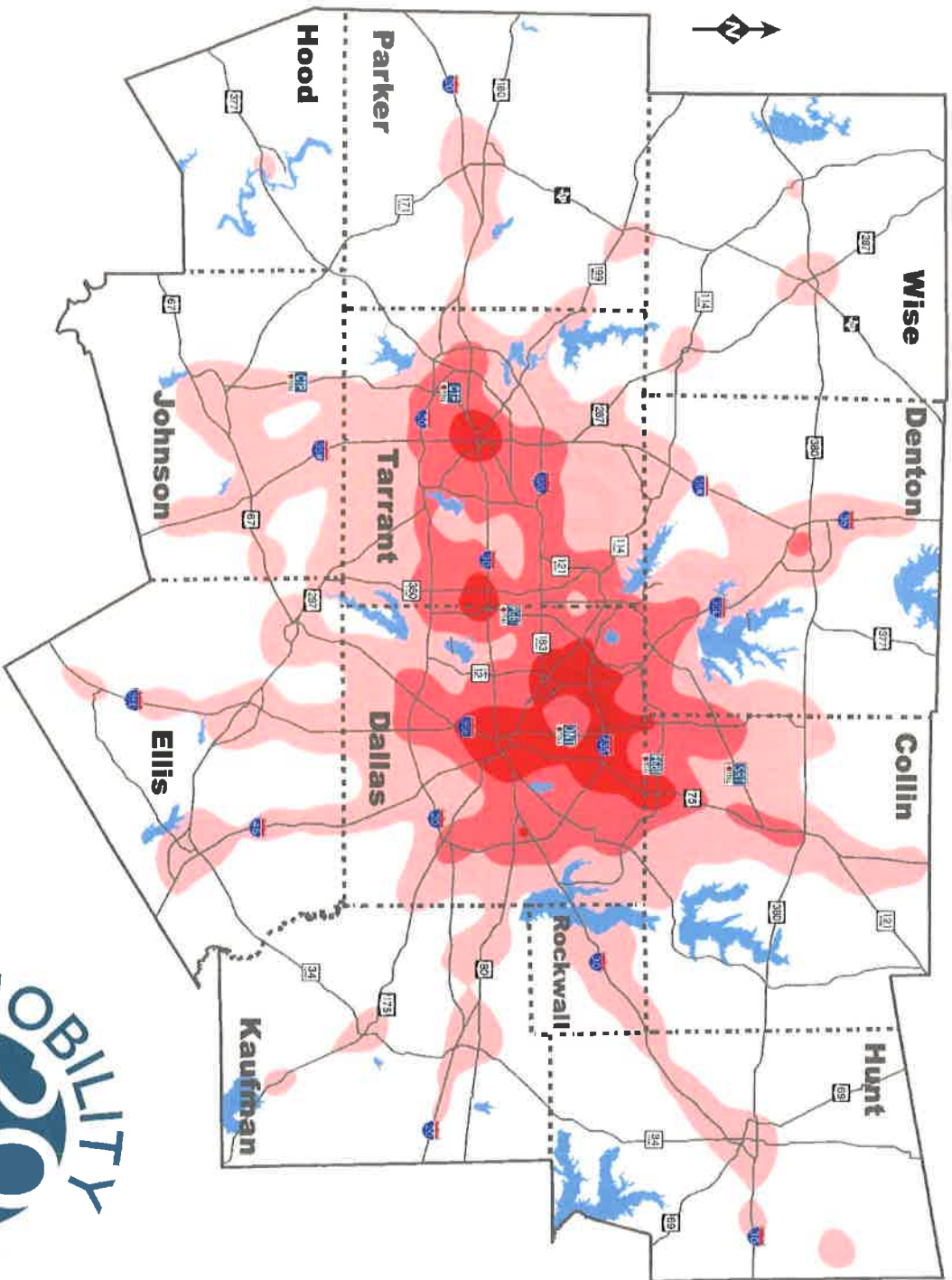
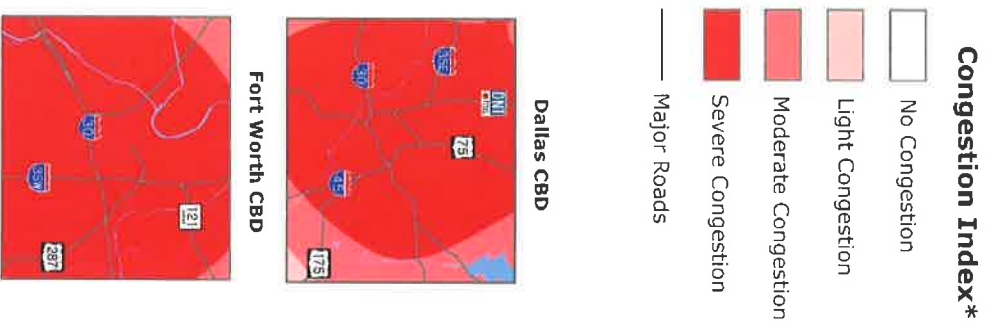
North Central Texas Council of Governments

Date: 2/14/2017



# **PURPOSE AND NEED FOR STRATEGIC ROADWAY PLAN**

# 2017 Levels of Congestion/Delay



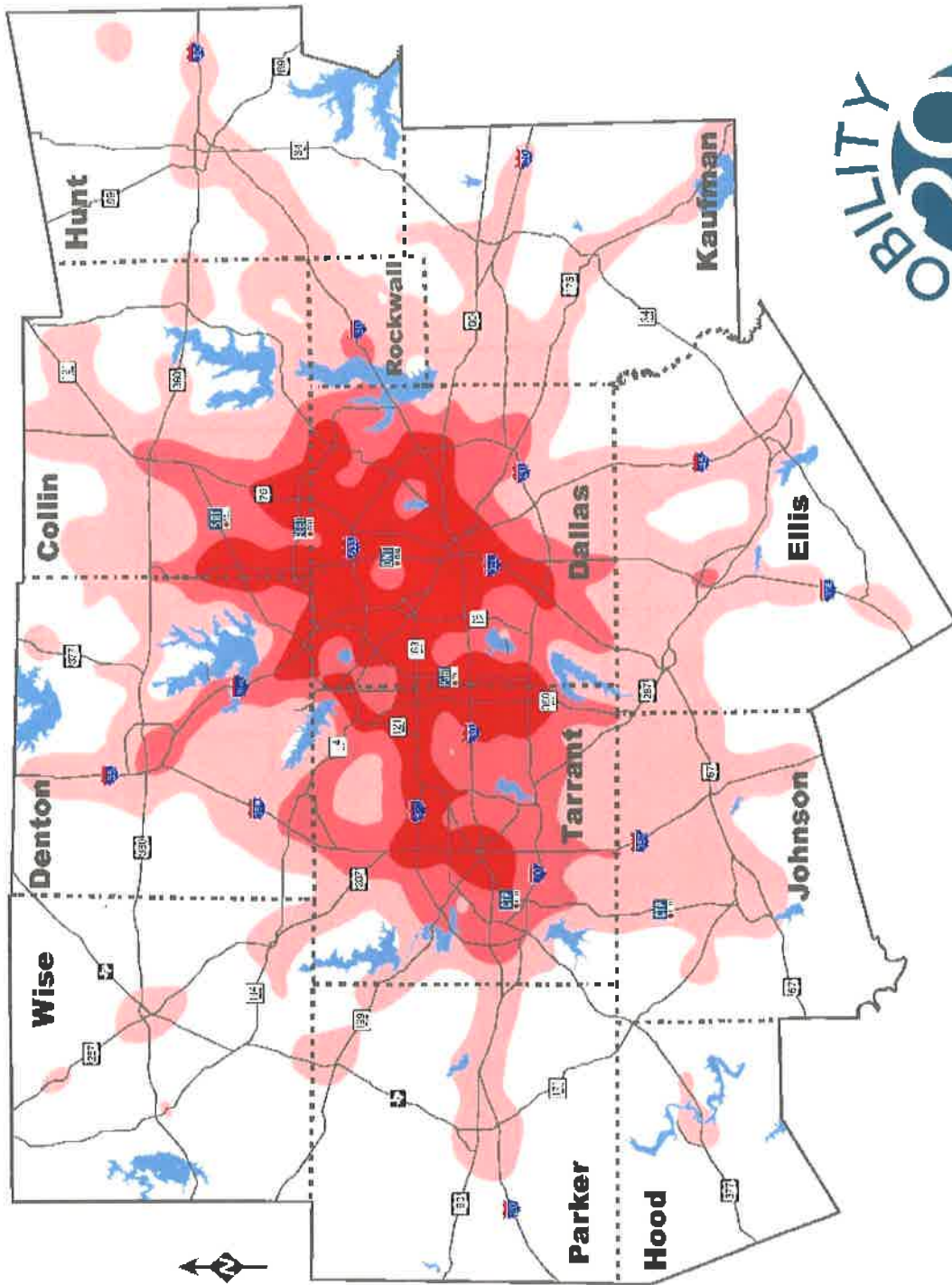
Cost of Congestion/Delay: \$10.7 billion

\*Congestion Index is based on a percent increase in travel time.








# 2040 Levels of Congestion/Delay

No-Build Scenario



## Congestion Index\*

-  No Congestion
-  Light Congestion
-  Moderate Congestion
-  Severe Congestion
-  Major Roads

Dallas CBD



Fort Worth CBD

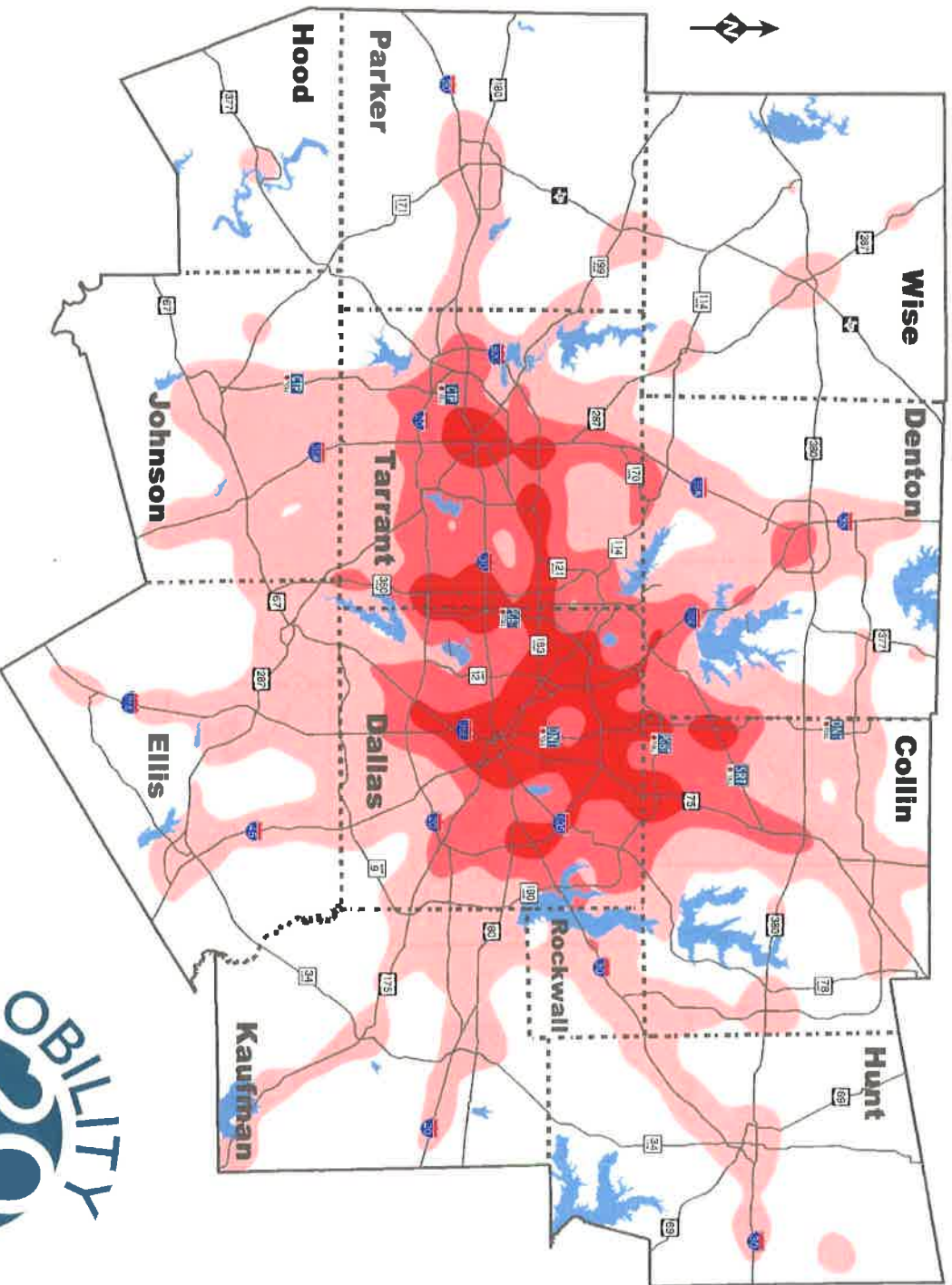
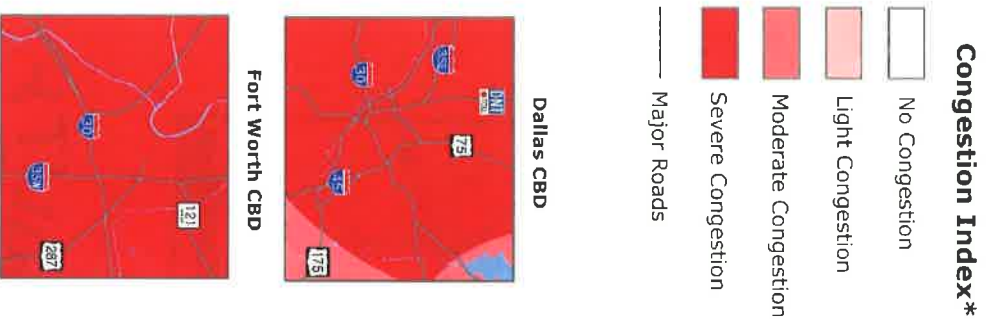


Cost of Congestion/Delay: \$43.9 billion

\*Congestion Index is based on a percent increase in travel time.



# 2040 Levels of Congestion/Delay

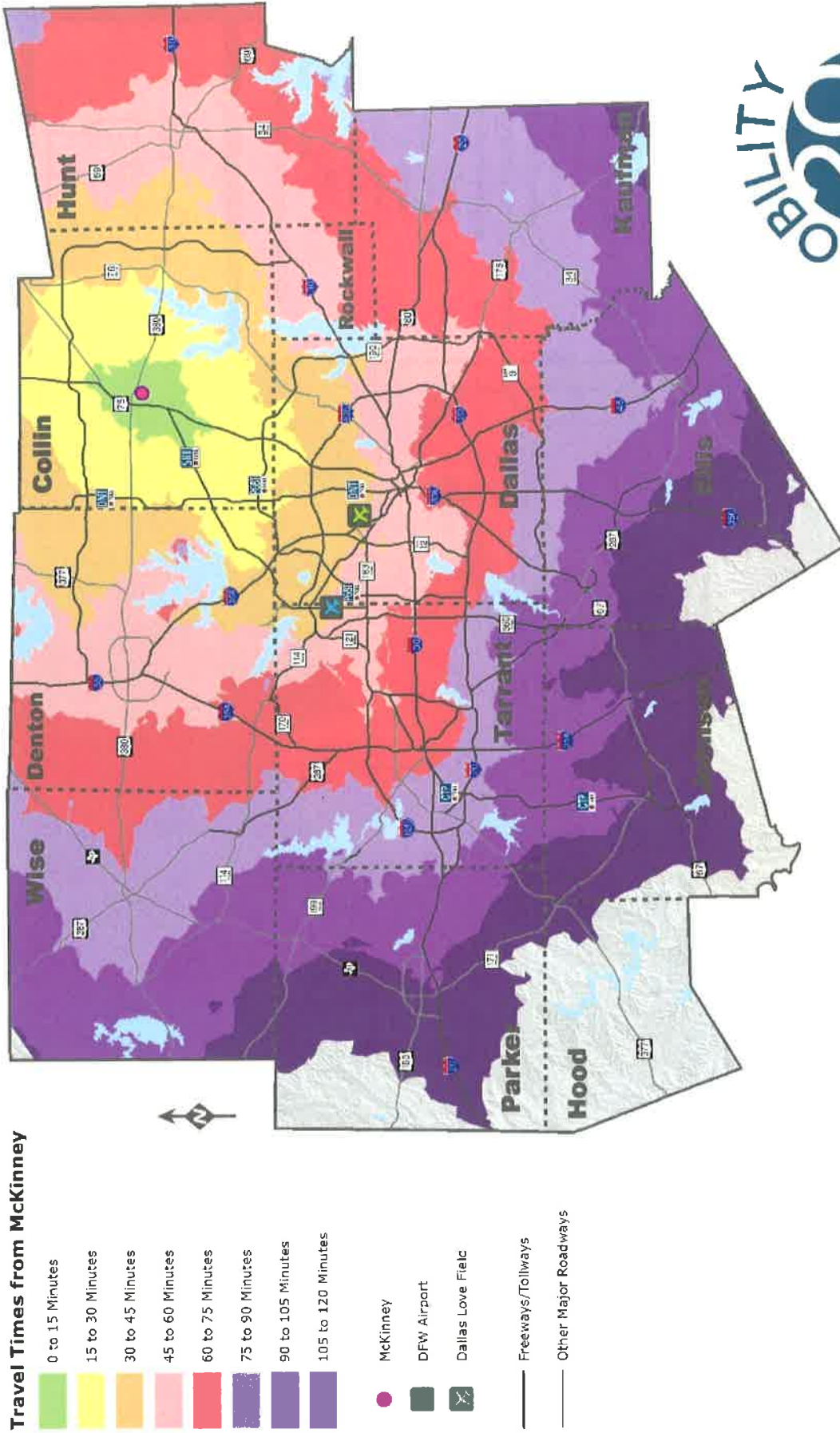


Cost of Congestion/Delay: \$25.3 billion

\*Congestion Index is based on a percent increase in travel time.



# 2040 PM Peak Period Travel Times from McKinney



Contours based on modeled average peak period speeds in 2040.

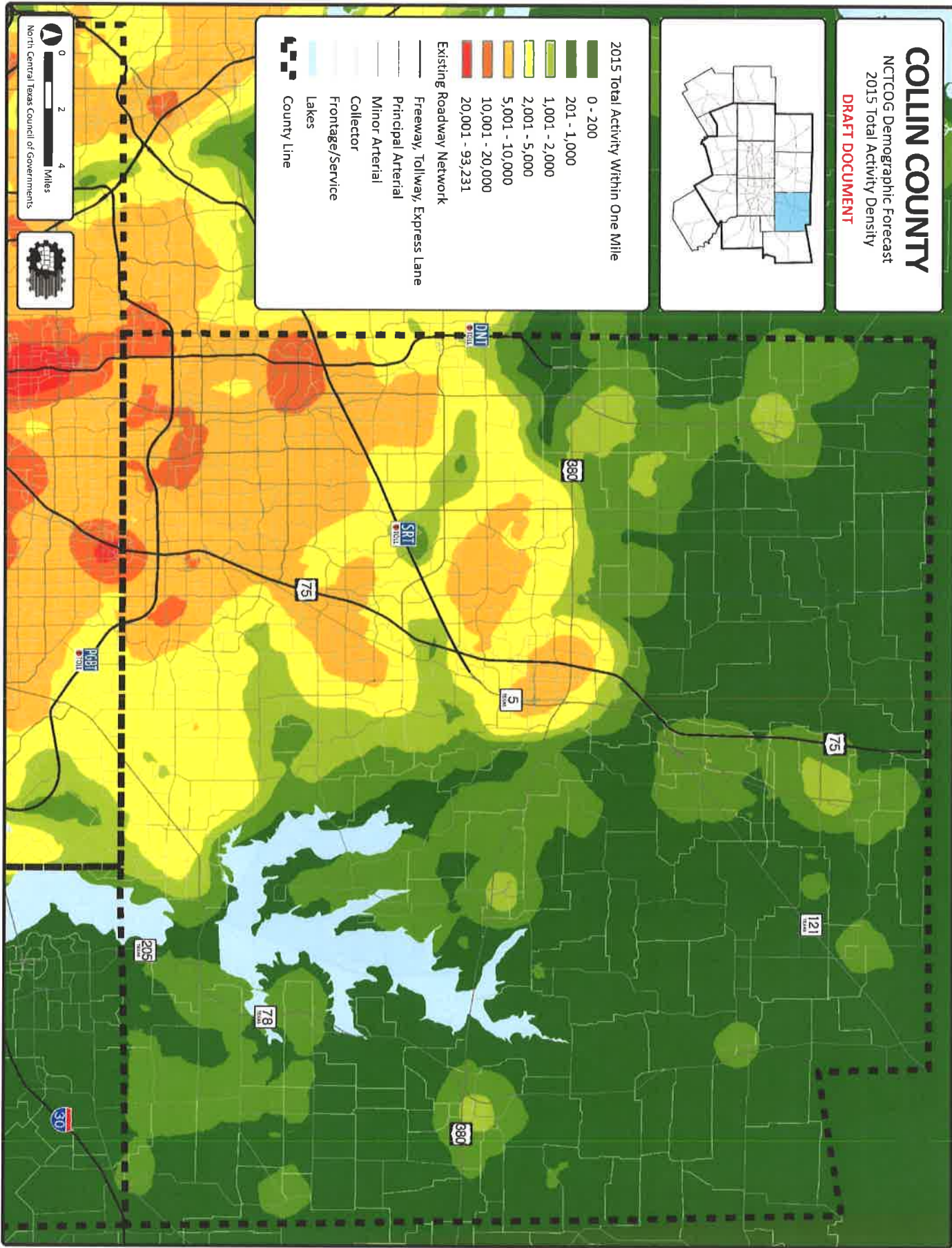

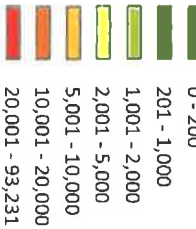
# COLLIN COUNTY

NCTCOG Demographic Forecast  
2015 Total Activity Density

**DRAFT DOCUMENT**



## 2015 Total Activity Within One Mile



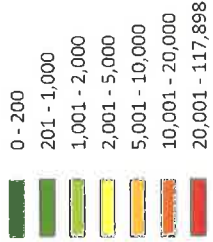
# COLLIN COUNTY

NCTCOG Demographic Forecast  
2040 Total Activity Density

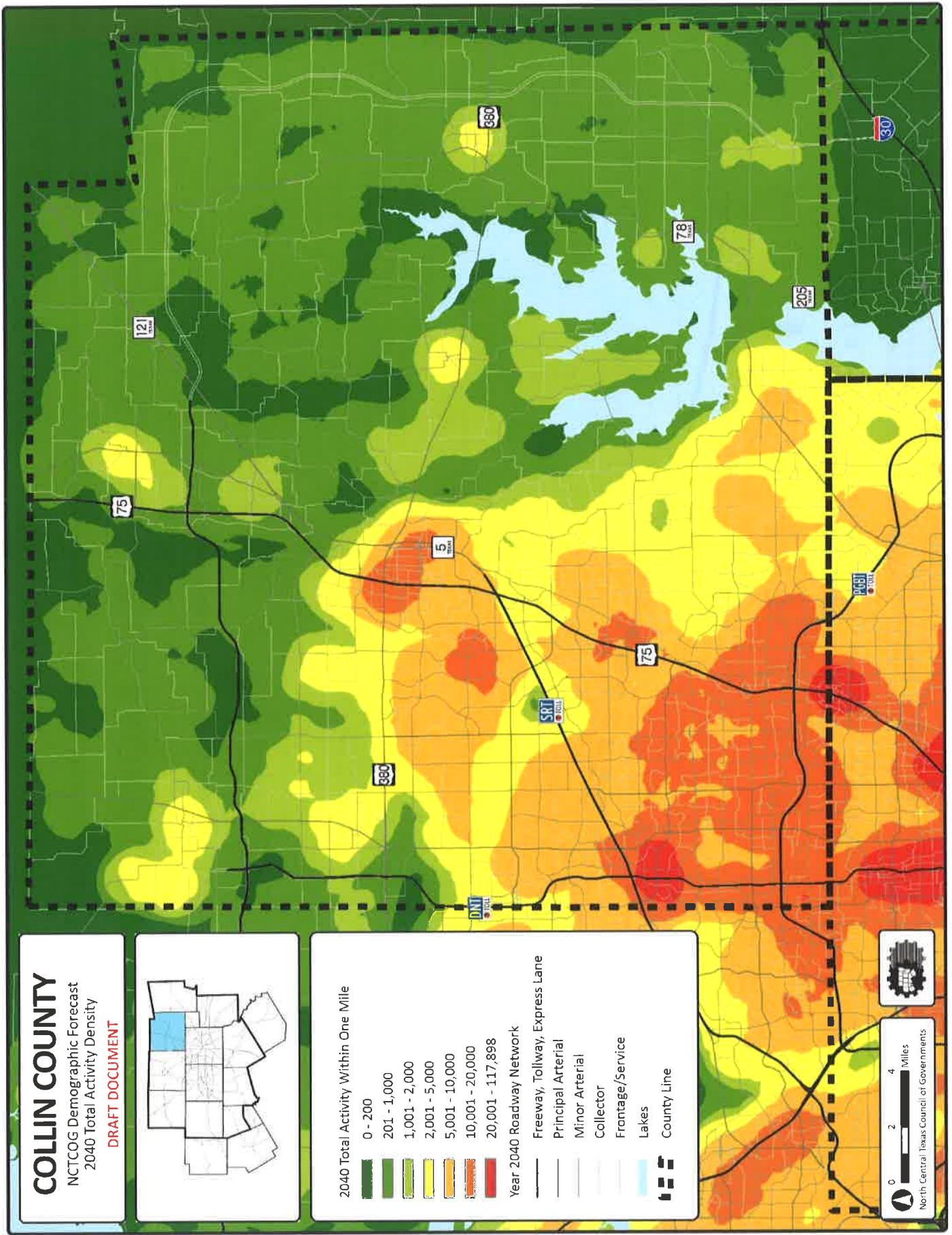

**DRAFT DOCUMENT**



## 2040 Total Activity Within One Mile

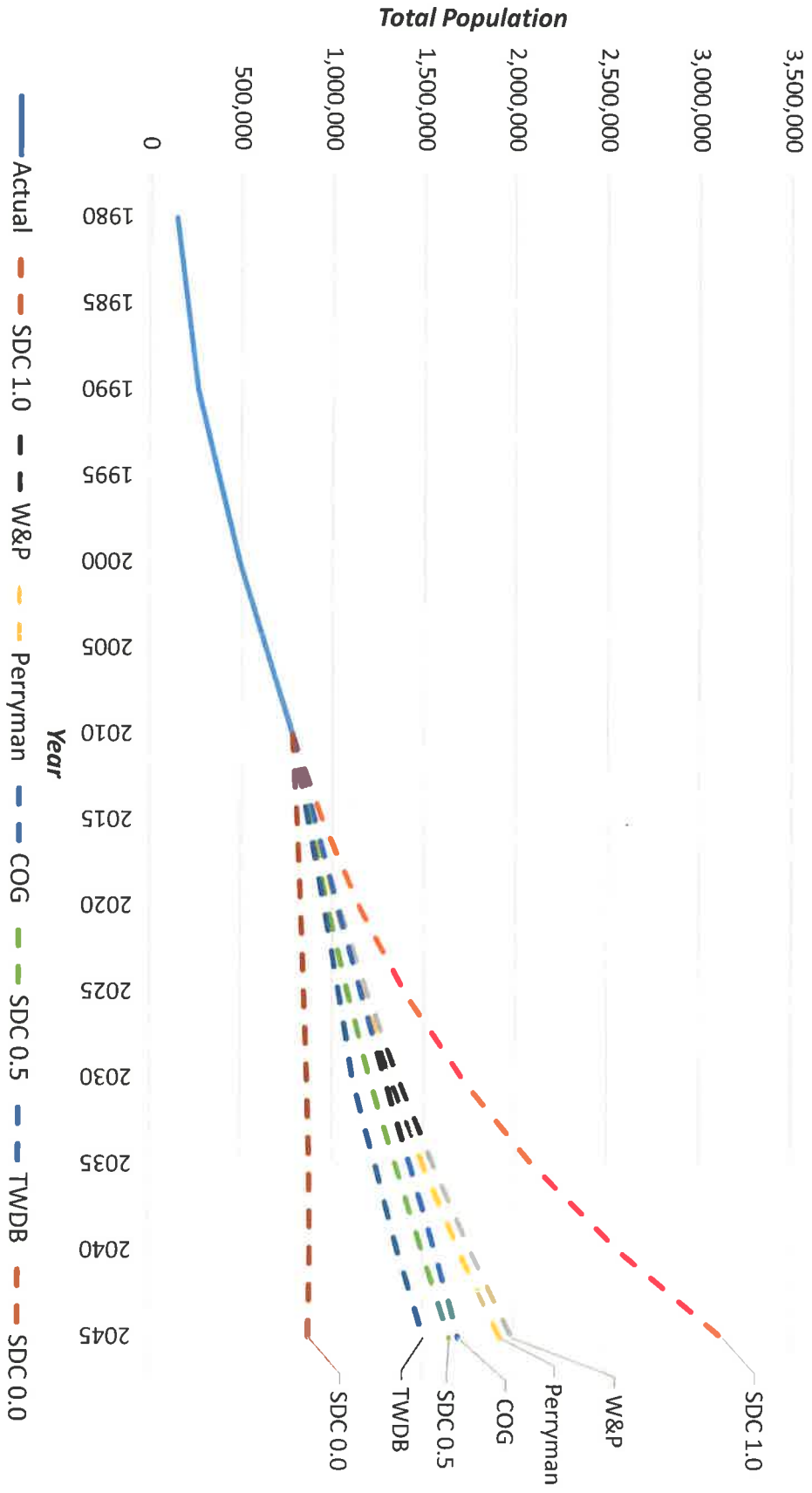


## Year 2040 Roadway Network



# COLLIN COUNTY DEMOGRAPHIC PROJECTION COMPARISON

Collin County Population Projections from Various Sources (1980 – 2045)



SDC – Texas State Data Center 0.0, 0.5, & 1.0 migration forecasts; released in 2014  
 W&P – Woods & Poole Economics, Inc.; released in 2015  
 Perryman – The Perryman Group (Ray Perryman); released in 2013  
 COG – NCTCOG 2040 forecast; released in 2015 (year 2045 is from 2017)  
 TWDB – Texas Water Development Board; released in 2016

## STATEMENT ON DEMOGRAPHICS COMPARISON

“Recent estimates of Texas population for July 1, 2012 show Texas to be continuing to grow at rates very similar to those from 2000 to 2010 but also showing a continuation of regional patterns of variation in rates of growth in Texas. Despite this we believe that the 0.5 scenario continues to be the most appropriate scenario for most counties for use in long-term planning. For planning for the next 5-10 years the 1.0 scenario may be more appropriate.”

*The Office of the State Demographer. (2014). Projections of the Population of Texas and Counties in Texas by Age, Sex and Race/Ethnicity for 2010-2050. Austin, TX: The Texas State Data Center. (2014).*

# COLLIN COUNTY

Mobility 2040 Roadway Network  
Unconstrained Demand  
**DRAFT DOCUMENT**

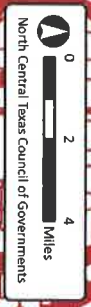
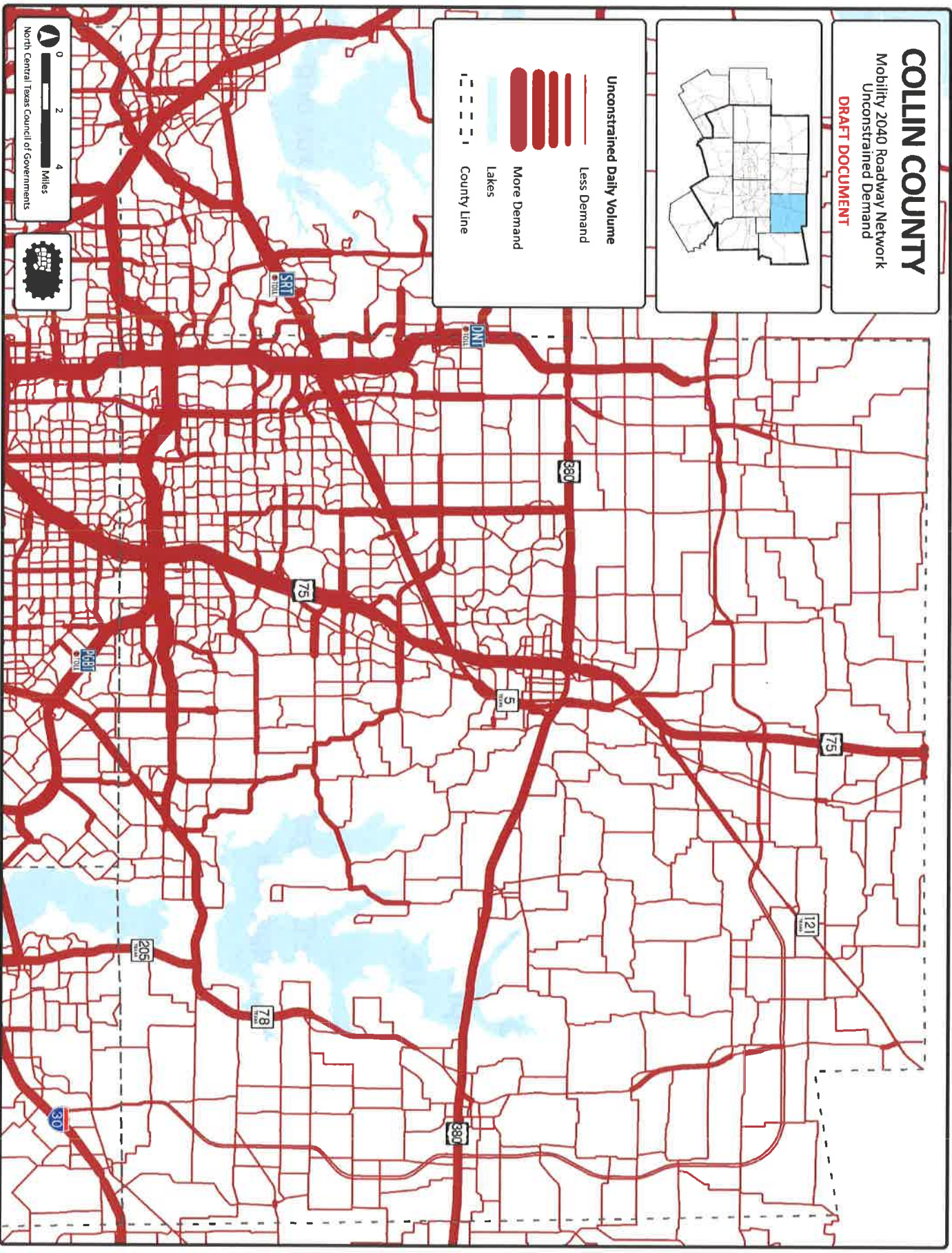


**Unconstrained Daily Volume**

- Less Demand
- More Demand

**Lakes**

**County Line**



# COLLIN COUNTY

Mobility 2040 Roadway Network  
Level of Service

**DRAFT DOCUMENT**

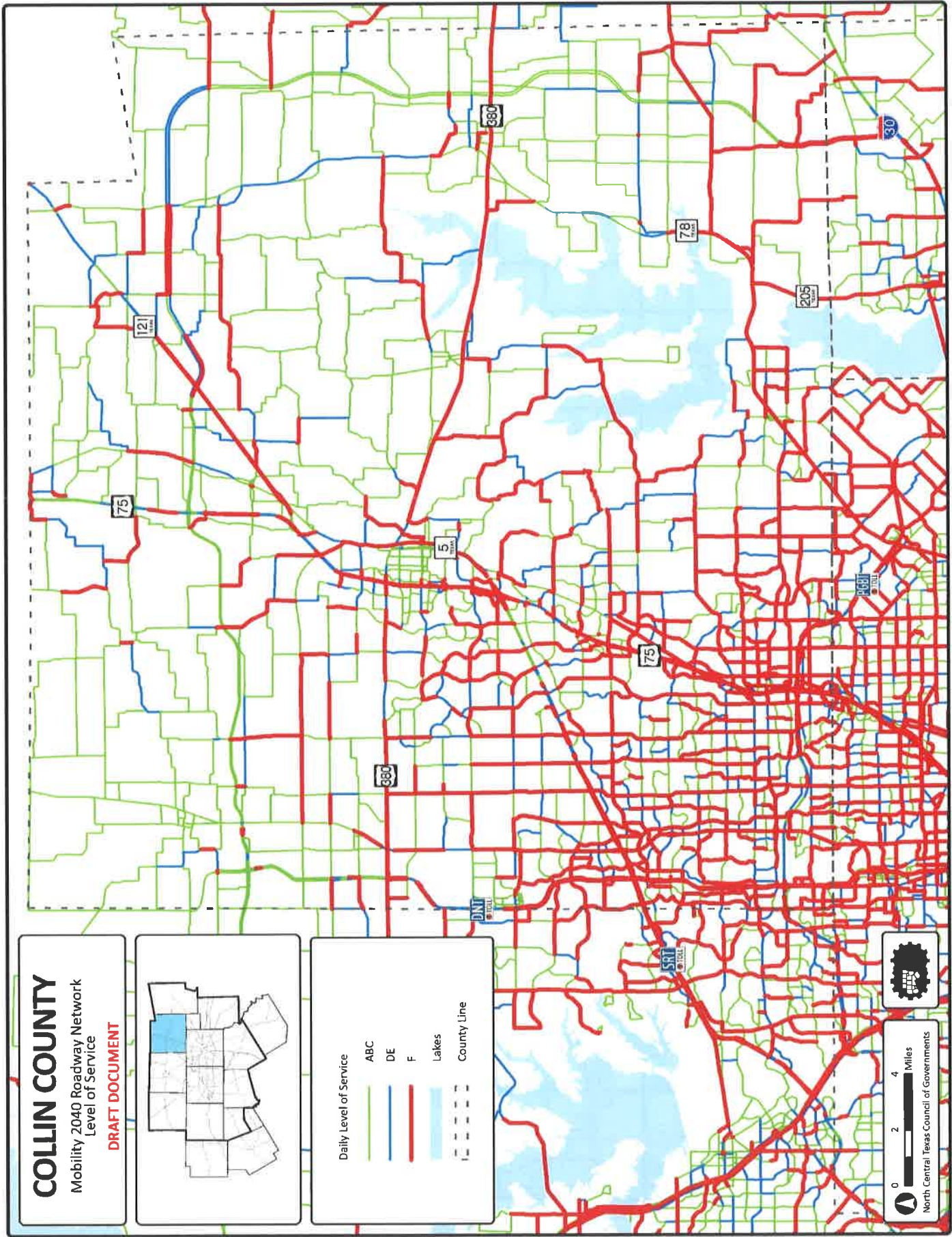


### Daily Level of Service

- ABC
- DE
- F
- Lakes
- County Line



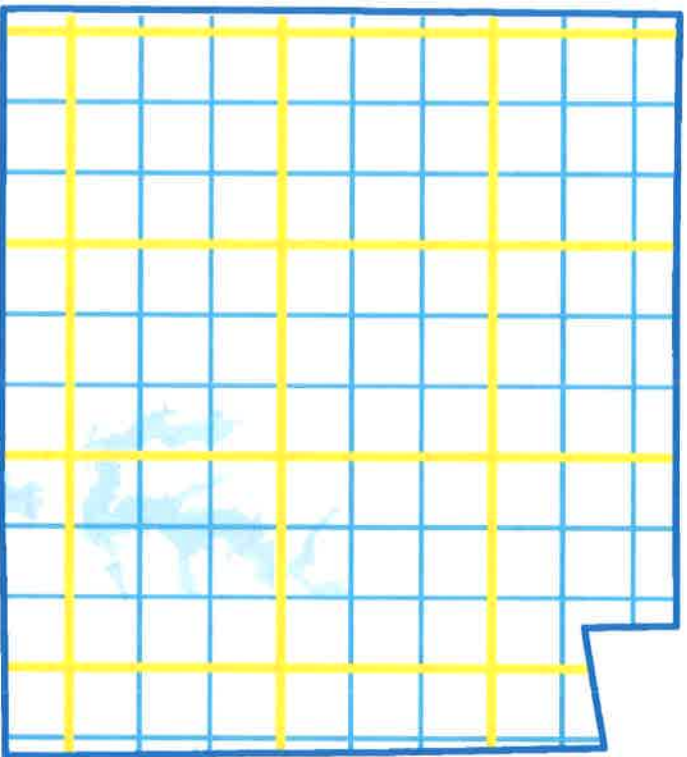
North Central Texas Council of Governments



# FACILITY SPACING IN COLLIN COUNTY

Theoretical Facility Spacing

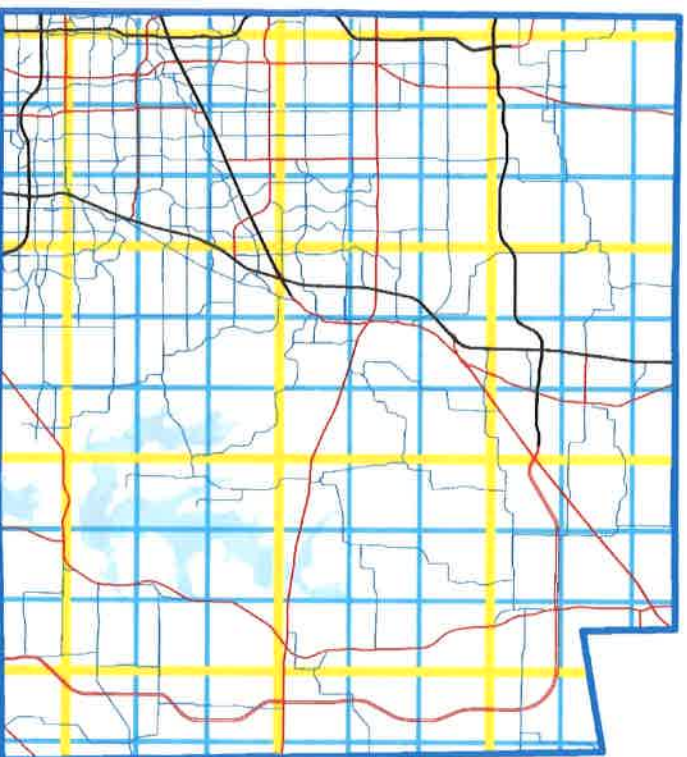
(Freeways  $\approx$  10 mi., Principal Arterials  $\approx$  2-5 mi.)



Freeway Principal Arterial

Theoretical Facility Spacing overlaid

on Year 2040 Roadway Network



# **SUMMARY OF PREVIOUS ROADWAY SCENARIOS**

# COLLIN COUNTY

Mobility 2040 Roadway Network  
North/South Roadway Opportunities  
**DRAFT DOCUMENT**

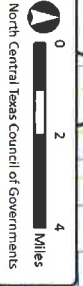


## Proposed North/South Roadway Corridors

- West Corridor
- Lake Corridor
- SH 78/SH 205/John King Corridor
- Collin County Outer Loop
- McKinney Bypass

## Year 2040 Roadway Network

- Freeway, Tollway, Express Lane
- Principal Arterial
- Minor Arterial
- Collector
- Frontage/Service
- Focus Area Boundary
- Counties
- Lakes



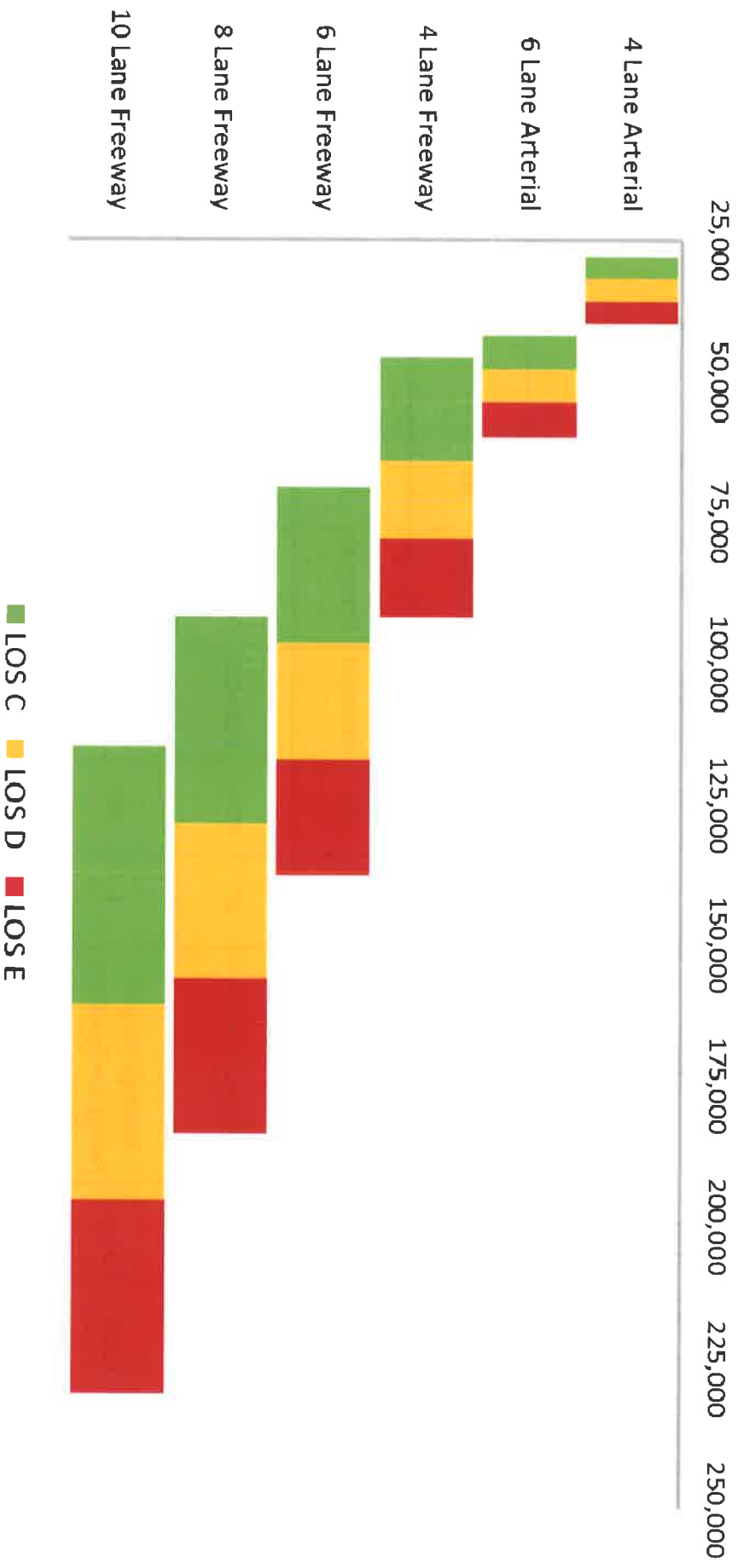
PRIMARY FOCUS AREA

**North/South Arterial  
Model Assumptions**

	Classification	Lanes	Speed (MPH)	Limited Access	Future Freeway	Tolled	North Terminus	South Terminus
<b>West Corridor</b>	Principal Arterial	6	45	Potential	Potential	No	US 75	PGBT
<b>Lake Corridor</b>	Principal Arterial	6	45	Potential	Potential	No	Outer Loop/SH 121	PGBT
<b>SH 78/SH 205/John King</b>	Principal Arterial	6*	45-65	Potential	Potential	No	Outer Loop	IH 30
<b>Collin County Outer Loop</b>	Frontage (Staged Facility Configuration)	4	55	Yes	Yes	No	SH 121	IH 30

\*SH 205 south of John King Blvd is assumed as 4 lanes per the Rockwall County Thoroughfare Plan.

# LANES WARRANTED BY DAILY VOLUME



Produced for illustrative purposes, volume/capacity information sourced from Highway Capacity Manual 2010 as applied by NCTCOG staff.

# COLLIN COUNTY

Projected Daily Volumes - Year 2040  
North/South Roadway Opportunities

**DRAFT DOCUMENT**



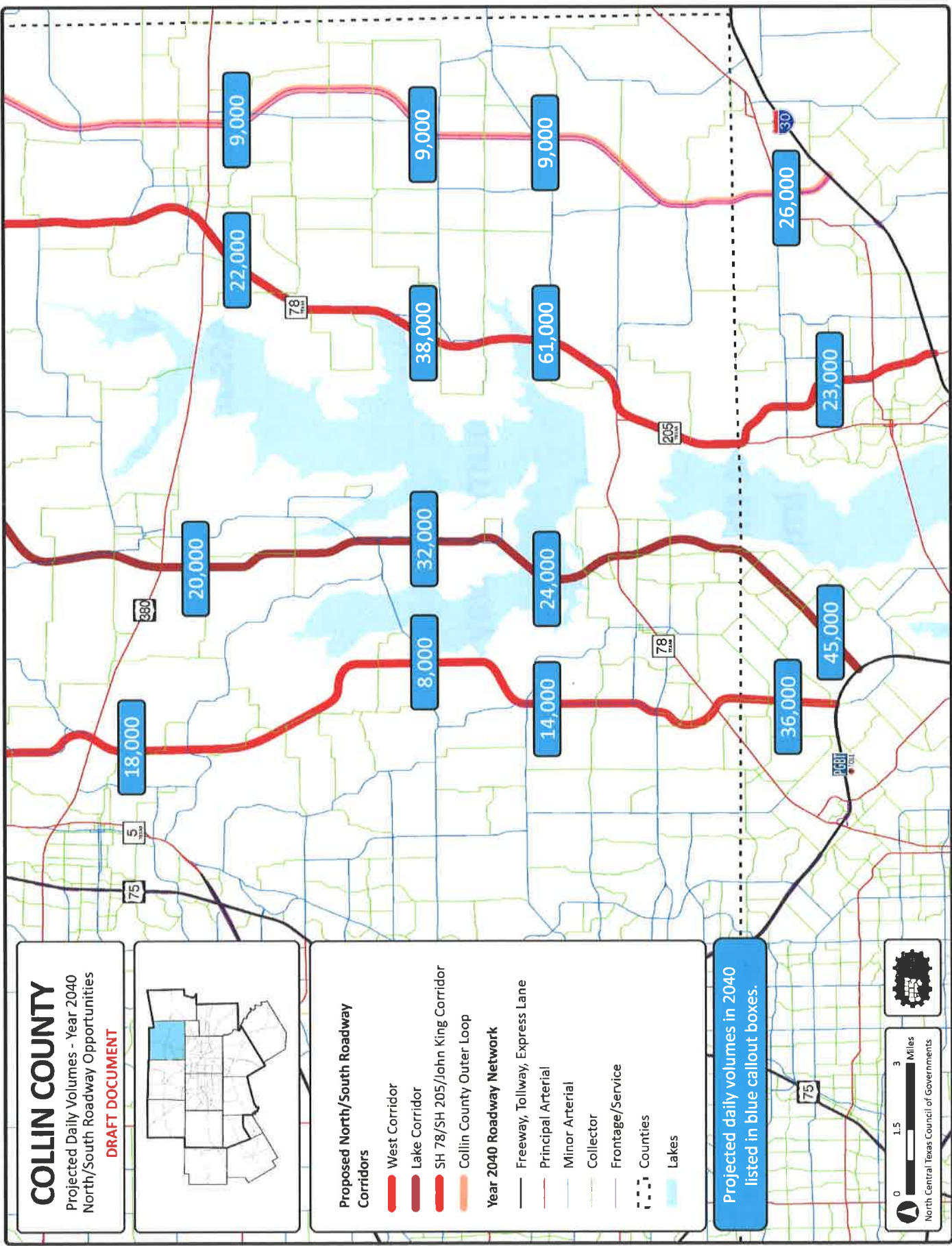
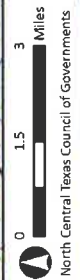
## Proposed North/South Roadway Corridors

- West Corridor
- Lake Corridor
- SH 78/SH 205/John King Corridor
- Collin County Outer Loop

## Year 2040 Roadway Network

- Freeway, Tollway, Express Lane
- Principal Arterial
- Minor Arterial
- Collector
- Frontage/Service
- Counties
- Lakes

Projected daily volumes in 2040 listed in blue callout boxes.



## **SH 121 EASTERN EXTENSION**

### **Roadway Model Assumptions**

6 Lane Freeway

70 Miles per Hour

Non-Tolled Facility

From US 75/Sam Rayburn Tollway to US 380 East of the City of Princeton

**Modeled alignment based on preliminary design by Halff**

**Associates for the City of McKinney (August 2016)**

**TxDOT has confirmed that this alignment, as well as other potential options, will not impact the FM 546 project now under construction.**

# COLLIN COUNTY

SH 121 Extension Influence  
Magnitude of Volume Change

**DRAFT DOCUMENT**



Daily Volume Increase (Linewidth is proportional to increase in daily volume)



Daily Volume Decrease (Linewidth is proportional to decrease in daily volume)

Mobility 2040 Roadway Network

Proposed SH 121 Extension

County Line

Lakes



Daily Volume: 39,000  
33% Decrease from Mobility 2040

Daily Volume: 29,000  
36% Decrease from Mobility 2040

Daily Volume: 30,000  
44% Decrease from Mobility 2040

Daily Volume: 70,000  
14% Increase from Mobility 2040

Daily Volume: 95,000  
5% Increase from Mobility 2040

Daily Volume: 61,000

Daily Volume: 48,000

Daily Volume: 44,000

Daily Volume: 36,000

Daily Volume: 206,000  
4% Increase from Mobility 2040

78

75

380

5

75

# COLLIN COUNTY

Projected Daily Volumes - Year 2040  
North/South Roadway Opportunities  
**DRAFT DOCUMENT**

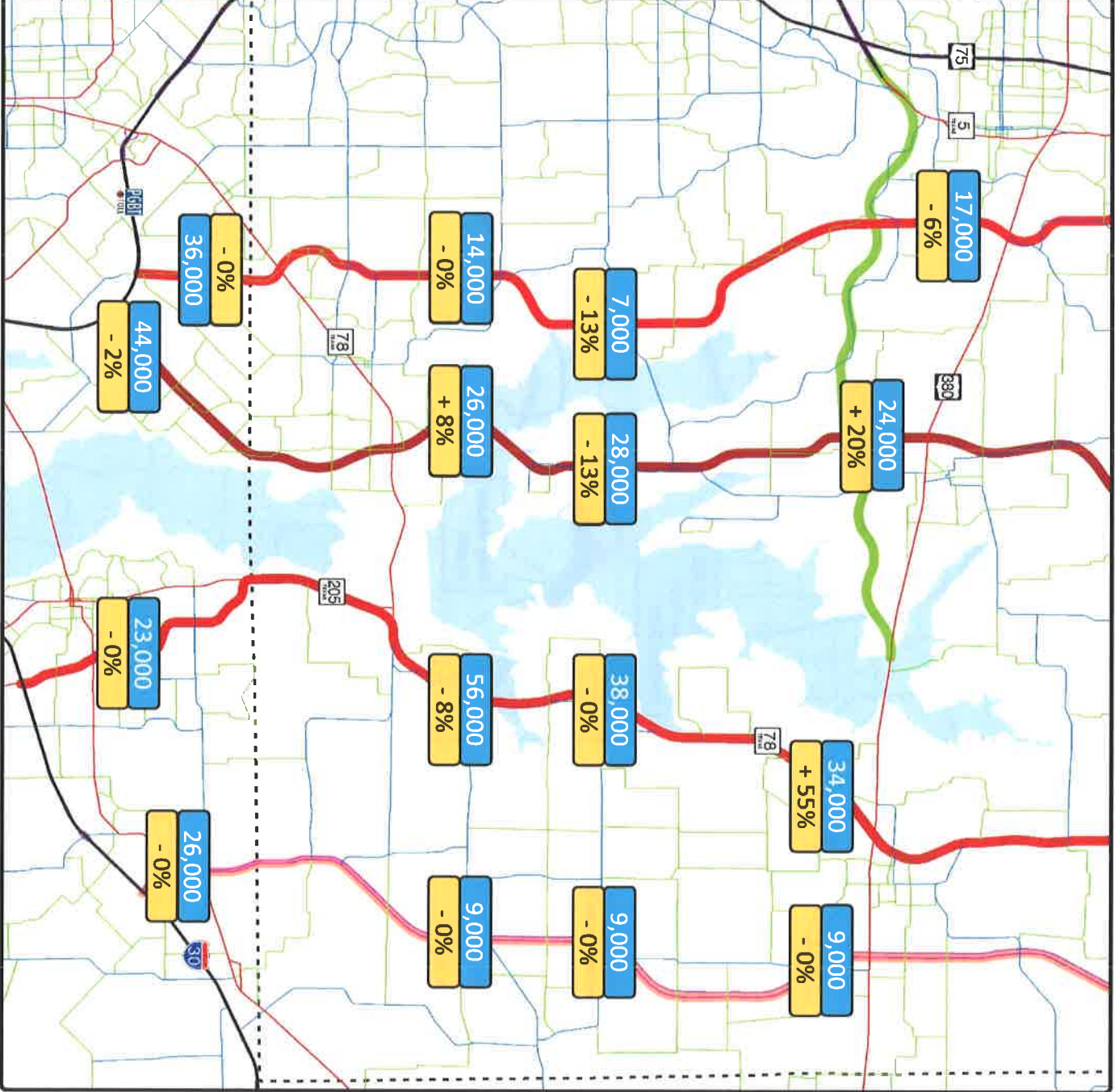


## Proposed North/South Roadway Corridors

- West Corridor
  - Lake Corridor
  - SH 78/SH 205/John King Corridor
  - Collin County Outer Loop
  - SH 121 Eastern Extension
- Year 2040 Roadway Network**
- Freeway, Tollway, Express Lane
  - Principal Arterial
  - Minor Arterial
  - Collector
  - Frontage/Service
  - Counties
  - Lakes

Projected daily volumes in 2040 listed in blue callout boxes.  
Percent change from "Arterial Only" in orange callout boxes.

0 1.5 3 Miles  
North Central Texas Council of Governments



# ARTERIAL PERFORMANCE COMPARISON TO BASELINE

Arterials Only  
Model Run

COLLIN COUNTY	
Vehicle Miles of Travel (VMT)	0%
Vehicle Hours of Travel (VHT)	-5%
Average Speed	5%
Traffic Control Delay (Hours)	0%
Congestion Delay (Hours)	-16%

Arterials Only  
Model Run

DALLAS COUNTY	
Vehicle Miles of Travel (VMT)	0%
Vehicle Hours of Travel (VHT)	-1%
Average Speed	1%
Traffic Control Delay (Hours)	0%
Congestion Delay (Hours)	-2%

Arterials Only  
Model Run

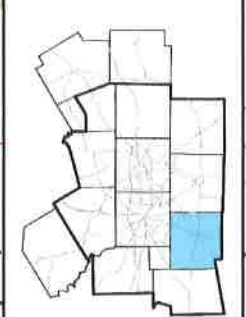
ROCKWALL COUNTY	
Vehicle Miles of Travel (VMT)	-3%
Vehicle Hours of Travel (VHT)	-7%
Average Speed	4%
Traffic Control Delay (Hours)	-4%
Congestion Delay (Hours)	-15%

Arterials Only  
Model Run

12-COUNTY REGION	
Vehicle Miles of Travel (VMT)	0%
Vehicle Hours of Travel (VHT)	-1%
Average Speed	1%
Traffic Control Delay (Hours)	0%
Congestion Delay (Hours)	-4%

# COLLIN COUNTY

Mobility 2040 Roadway Network  
North/South Roadway Opportunities  
**DRAFT DOCUMENT**



## Proposed North/South Roadway Corridors

- West Corridor
- Lake Corridor
- SH 78/SH 205/John King Corridor
- Collin County Outer Loop
- McKinney Bypass

## Year 2040 Roadway Network

- Freeway, Tollway, Express Lane
- Principal Arterial
- Minor Arterial
- Collector
- Frontage/Service
- Focus Area Boundary
- Countries
- Lakes



North Central Texas Council of Governments



PRIMARY FOCUS AREA







# COLLIN COUNTY

Proposed Interchanges  
North/South Roadway Opportunities









**DRAFT DOCUMENT**



## Proposed North/South Roadway Corridors

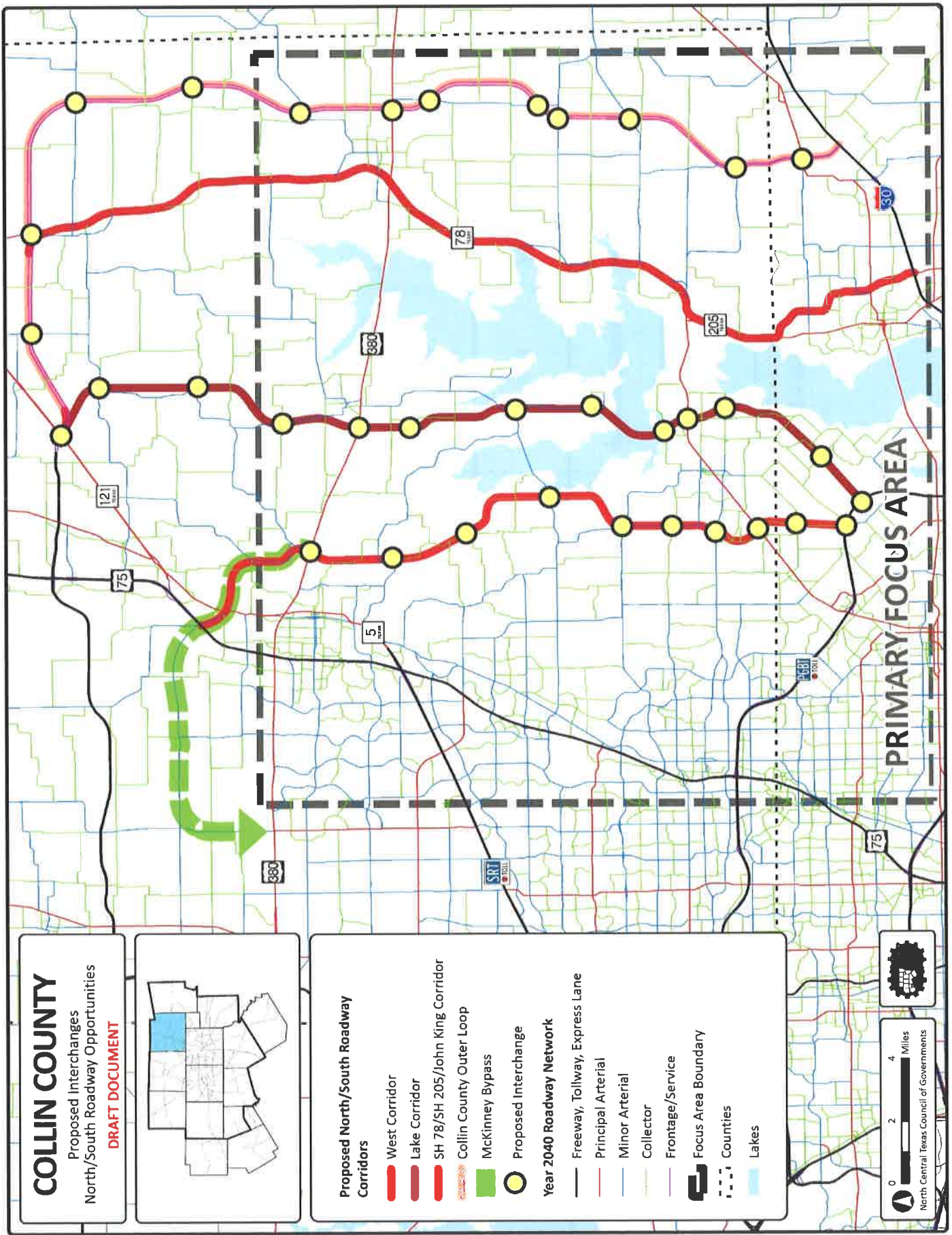
-  West Corridor
-  Lake Corridor
-  SH 78/SH 205/John King Corridor
-  Collin County Outer Loop
-  McKinney Bypass
-  Proposed Interchange

## Year 2040 Roadway Network

-  Freeway, Tollway, Express Lane
-  Principal Arterial
-  Minor Arterial
-  Collector
-  Frontage/Service
-  Focus Area Boundary
-  Counties
-  Lakes



**PRIMARY FOCUS AREA**



COLLIN COUNTY STRATEGIC ROADWAY PLAN

**North/South  
Freeway Model  
Assumptions**

	<b>Classification</b>	<b>Lanes</b>	<b>Speed (MPH)</b>	<b>Limited Access</b>	<b>Frontage</b>	<b>Tolled</b>	<b>North Terminus</b>	<b>South Terminus</b>
<b>West Corridor</b>	Freeway	6	70	Yes	Discontinuous	No	US 75	PGBT
<b>Lake Corridor</b>	Freeway	6	70	Yes	Discontinuous	No	Outer Loop/SH 121	PGBT
<b>SH 78/SH 205/John King</b>	Principal Arterial	6*	45-65	No	N/A	No	Outer Loop	IH 30
<b>Collin County Outer Loop</b>	Freeway	6	70	Yes	Continuous	No	SH 121	IH 30

\*SH 205 south of John King Blvd is assumed as 4 lanes per the Rockwall County Thoroughfare Plan.

# COLLIN COUNTY

West Corridor  
Magnitude of Volume Change  
**DRAFT DOCUMENT**



Daily Volume Decrease  
(Linewidth is proportional to decrease in daily volume)

Daily Volume Increase  
(Linewidth is proportional to increase in daily volume)

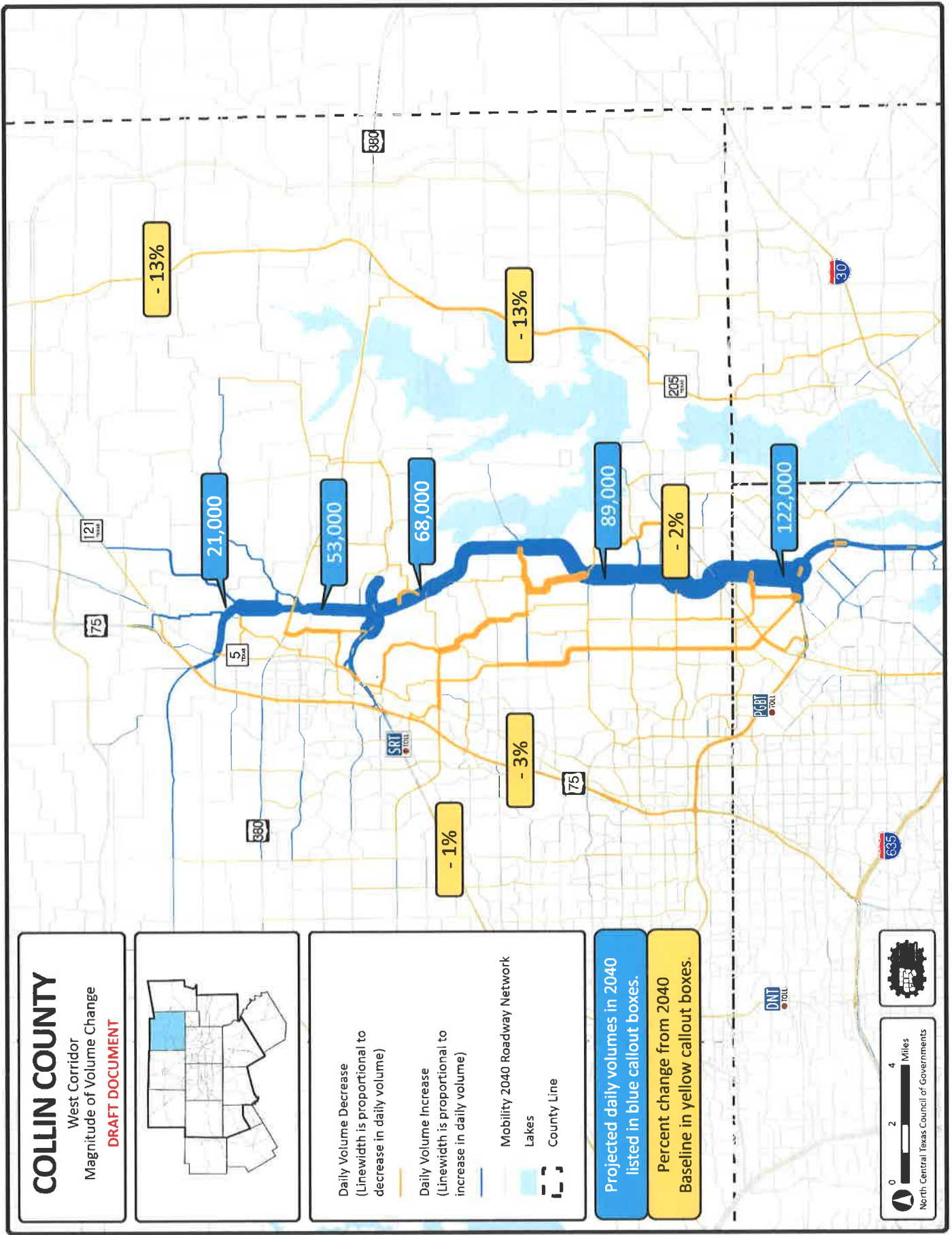
Mobility 2040 Roadway Network  
Lakes  
County Line

Projected daily volumes in 2040 listed in blue callout boxes.

Percent change from 2040 Baseline in yellow callout boxes.



North Central Texas Council of Governments



# COLLIN COUNTY

Lake Corridor  
Magnitude of Volume Change  
**DRAFT DOCUMENT**




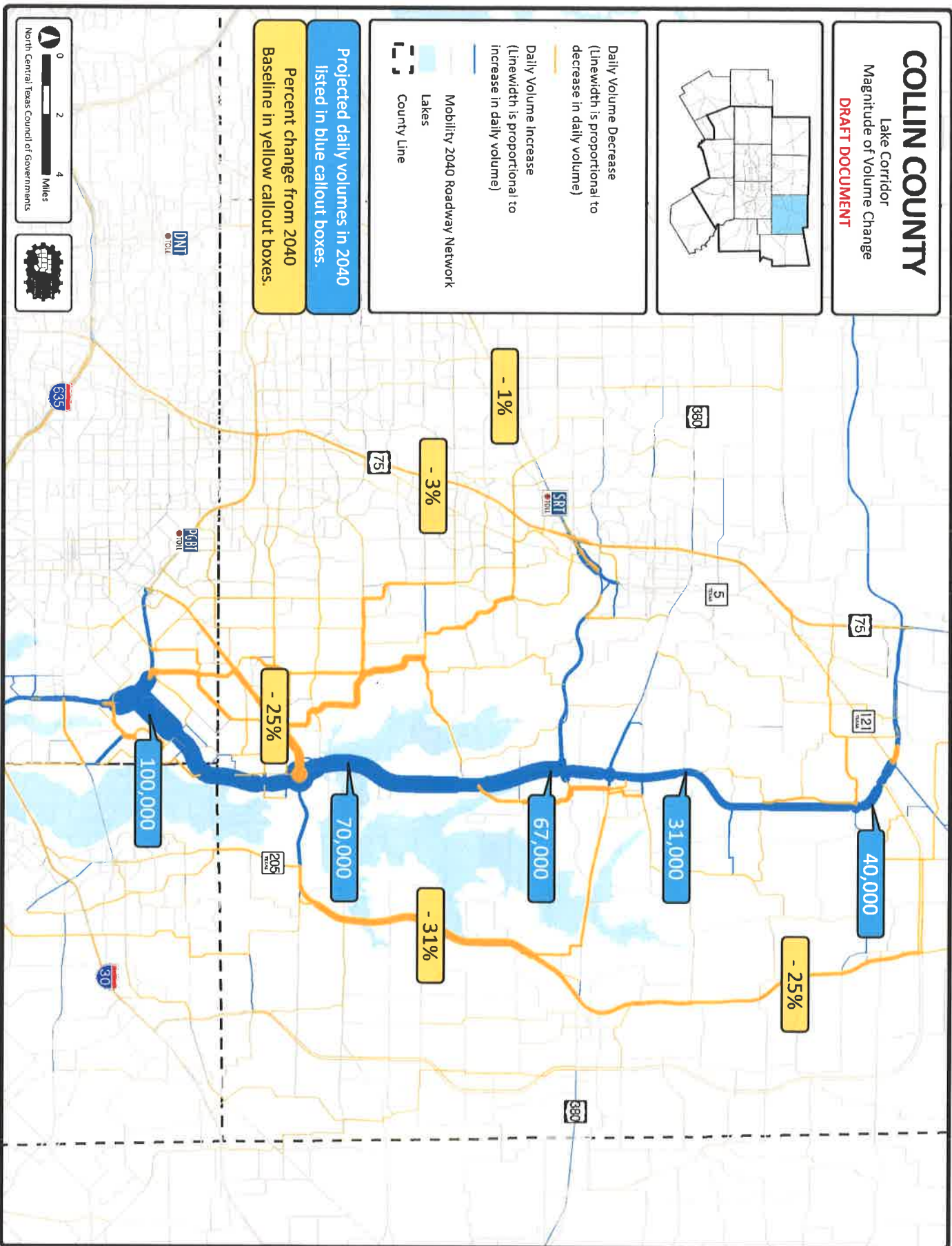
Daily Volume Decrease  
(Linewidth is proportional to decrease in daily volume)

Daily Volume Increase  
(Linewidth is proportional to increase in daily volume)

Mobility 2040 Roadway Network  
Lakes  
County Line

Projected daily volumes in 2040  
listed in blue callout boxes.

Percent change from 2040  
Baseline in yellow callout boxes.



# COLLIN COUNTY

Outer Loop Corridor  
Magnitude of Volume Change  
**DRAFT DOCUMENT**



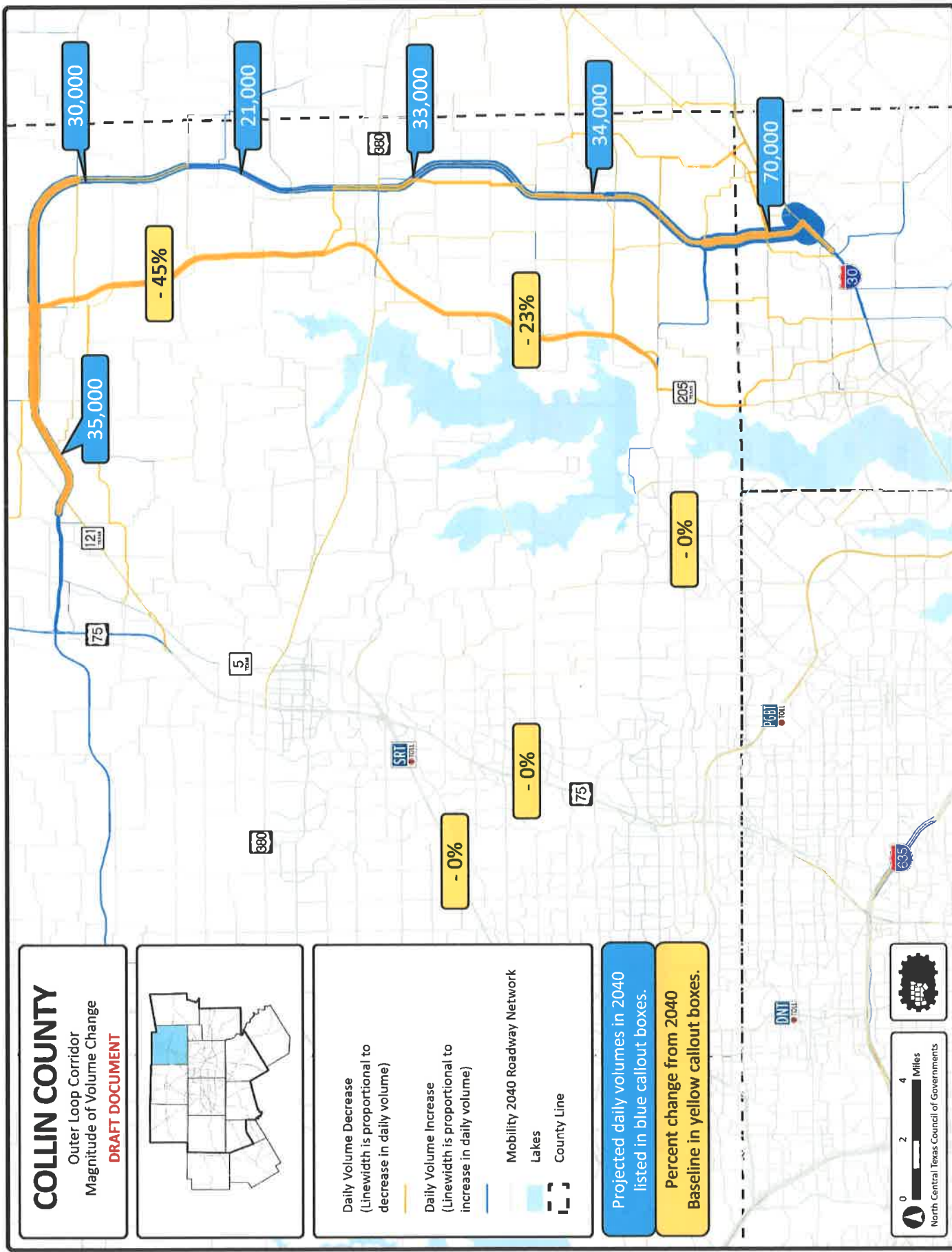
Daily Volume Decrease  
(Linewidth is proportional to decrease in daily volume)

Daily Volume Increase  
(Linewidth is proportional to increase in daily volume)

Mobility 2040 Roadway Network  
Lakes  
County Line

Projected daily volumes in 2040 listed in blue callout boxes.

Percent change from 2040 Baseline in yellow callout boxes.

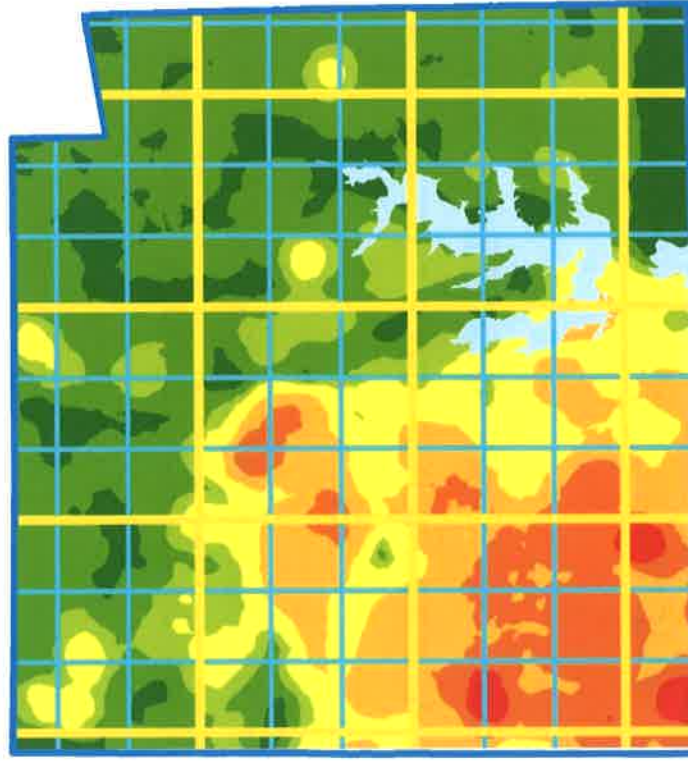


# FREEWAY PERFORMANCE COMPARISON FROM BASELINE

	West Corridor	Lake Corridor	Outer Loop Corridor		West Corridor	Lake Corridor	Outer Loop Corridor
<b>COLLIN COUNTY</b>							
Vehicle Miles of Travel (VMT)	1%	0%	1%		0%	0%	0%
Vehicle Hours of Travel (VHT)	-5%	-6%	-2%		0%	0%	0%
Average Speed	6%	6%	3%		0%	1%	0%
Traffic Control Delay (Hours)	-3%	-4%	-1%		-1%	-1%	0%
Congestion Delay (Hours)	-13%	-14%	-5%		-1%	-1%	-1%
<b>ROCKWALL COUNTY</b>							
Vehicle Miles of Travel (VMT)	-4%	1%	0%		0%	0%	0%
Vehicle Hours of Travel (VHT)	-8%	-6%	-3%		-1%	-1%	0%
Average Speed	4%	7%	3%		1%	1%	0%
Traffic Control Delay (Hours)	-5%	-5%	-6%		-1%	-1%	0%
Congestion Delay (Hours)	-17%	-18%	-7%		-2%	-3%	-1%
<b>DALLAS COUNTY</b>							
Vehicle Miles of Travel (VMT)	0%	0%	0%		0%	0%	0%
Vehicle Hours of Travel (VHT)	0%	0%	0%		0%	0%	0%
Average Speed	0%	1%	0%		0%	1%	0%
Traffic Control Delay (Hours)	-1%	-1%	0%		-1%	-1%	0%
Congestion Delay (Hours)	-1%	-1%	-1%		-1%	-1%	-1%
<b>12-COUNTY REGION</b>							
Vehicle Miles of Travel (VMT)	0%	0%	0%		0%	0%	0%
Vehicle Hours of Travel (VHT)	-1%	-1%	0%		-1%	-1%	0%
Average Speed	1%	1%	0%		1%	1%	0%
Traffic Control Delay (Hours)	-1%	-1%	0%		-1%	-1%	0%
Congestion Delay (Hours)	-2%	-3%	-1%		-2%	-3%	-1%

## WHAT HAVE WE LEARNED?

Theoretical Facility Spacing overlaid on Year 2040 Total Activity Density



Theoretical Facility Spacing overlaid on Year 2040 Roadway Network with Proposed Corridors



## WHAT HAVE WE LEARNED?

### US 75

Continue testing and building consensus for potential roadway and/or transit recommendations beyond those identified in Mobility 2040.

### West Corridor

Facility upgrades warranted by projected daily volumes. Would local governments consider potential thoroughfare-only improvements (continuous/discontinuous)?

### Lake Corridor

Freeway facility warranted by projected daily volumes. As a potential freeway, the corridor is most consistently aligned with facility spacing guidelines.


### SH 78/SH 205/John King

Proceed with existing Mobility 2040 recommendations and expedite funding.

### Collin County Outer Loop

Preserve right-of-way for future freeway corridor beyond year 2040.

# NEXT STEPS



## **NEXT STEPS**

Collect input/feedback from local government staff following February 16<sup>th</sup> and March 31<sup>st</sup> meetings. Consider scheduling needs for subsequent meetings.

Identify and analyze potential refined alternatives. Refined north-south corridor options will be evaluated collectively and individually.

Proceed with strategic review to identify possible expedited project segments utilizing targeted 10-Year Plan funds and/or other resources.

Coordinate with TxDOT and local stakeholders to determine potential implications to US 380 Feasibility Study, Collin County Outer Loop, and other related studies.

Monitor progress of proposed House Bill (HB) 1071 introduced in the 2017 State Legislative Session (TxDOT Regional Outer Loop Study).

## CONTACT INFORMATION

Michael Morris, P.E.  
Transportation Director  
Phone: (817) 695-9241  
E-mail: [mmorris@nctcog.org](mailto:mmorris@nctcog.org)

Dan Lamers, P.E.  
Senior Program Manager  
Phone: (817) 695-9263  
E-mail: [dlamers@nctcog.org](mailto:dlamers@nctcog.org)

Jeff Neal  
Program Manager  
Phone: (817) 608-2345  
E-mail: [jneal@nctcog.org](mailto:jneal@nctcog.org)

Chris Reed  
Project Manager  
Senior Transportation Planner  
Phone: (817) 695-9271  
E-mail: [creed@nctcog.org](mailto:creed@nctcog.org)

## EXPANDED CONTACT INFORMATION

### Michael Morris

Transportation Director of Transportation 817-695-9241 [mmorris@nctcog.org](mailto:mmorris@nctcog.org)

### Dan Lamers

Transportation Planning Senior Program Manager 817-695-9263 [dlamers@nctcog.org](mailto:dlamers@nctcog.org)

### Natalie Bettger

Congestion Management + Safety Senior Program Manager 817-695-9280 [nbettger@nctcog.org](mailto:nbettger@nctcog.org)

### Christie Gotti

Transportation Project Programming Senior Program Manager 817-608-2338 [cgotti@nctcog.org](mailto:cgotti@nctcog.org)

### Kevin Feldt

Travel Model + Data Applications Program Manager 817-704-2529 [kfeldt@nctcog.org](mailto:kfeldt@nctcog.org)

### Karla Weaver

Sustainable Development Program Manager 817-608-2376 [kweaver@nctcog.org](mailto:kweaver@nctcog.org)

### Jeff Hathcock

Regional Goods, Services + People Movement Principal Transportation Planner 817-608-2354 [jhathcock@nctcog.org](mailto:jhathcock@nctcog.org)

### Chris Reed

Regional Thoroughfare + Subarea Planning Senior Transportation Planner 817-695-9271 [creed@nctcog.org](mailto:creed@nctcog.org)

### Jeff Neal

Corridor Planning Project Development Program Manager 817-608-2345 [jneal@nctcog.org](mailto:jneal@nctcog.org)



**CITY OF LAVON  
CITY COUNCIL  
Agenda Brief**

**MEETING:** April 18, 2017

**ITEM:** 7-A

---

**Item:**

Discussion and action regarding Resolution No. 2017-04-03 confirming the authorization of the submission of the grant application to the Office of the Governor, Criminal Justice Division for the Lavon Police Law Enforcement Communications Project.

**Background:**

The Police Department is pursuing a grant to supplement funding for required radio purchases.

**Attachments:** Resolution  
Transmittal Information

April 13, 2017

# CITY OF LAVON, COLLIN COUNTY TEXAS

## Resolution No: R-2017-04-03

### P25 Phase 2 Radio Grant

**A RESOLUTION OF THE CITY COUNCIL OF THE CITY OF LAVON, COLLIN COUNTY, TEXAS, CONFIRMING THE AUTHORIZATION OF THE SUBMISSION OF THE GRANT APPLICATION TO THE OFFICE OF THE GOVERNOR, CRIMINAL JUSTICE DIVISION FOR THE LAVON POLICE LAW ENFORCEMENT COMMUNICATIONS PROJECT; DESIGNATING THE AUTHORIZED OFFICIAL; AND PROVIDING FOR AN IMMEDIATE EFFECTIVE DATE.**

**WHEREAS**, the State of Texas has mandated the implementation P25 Phase 2 radios by 2019; and

**WHEREAS**, The Lavon City Council finds it in the best interest of the citizens of Lavon that the Lavon Police Department Law Enforcement Communications Project be implemented to meet this mandate; and

**WHEREAS**, Lavon City Council finds that no matching funds are required for the said project by the Office of the Governor Criminal Justice Division grant program for this project; and

**WHEREAS**, Lavon City Council agrees that in the event of loss or misuse of the Criminal Justice Division funds, Lavon City Council assures that the funds will be returned to the Criminal Justice Division in full.

**NOW THEREFORE: BE IT RESOLVED BY THE CITY COUNCIL OF THE CITY OF LAVON, TEXAS:**

#### **SECTION 1. Findings**

- 1.1 That the findings and recitations set out in the preamble of this Resolution are found to be true and correct and are hereby adopted by the City Council and made a part hereof for all purposes.

#### **SECTION 2. Authorized Official**

- 2.1 Lavon City Council designates Police Chief J. Michael Jones as the grantee's authorized official.
- 2.2 J. Michael Jones as the authorized official is given the authority to apply for, accept, reject, alter or terminate the grant on behalf of the City of Lavon.
- 2.3 Upon the Governor's office approval of the final Law Enforcement Communications Project grant for the Lavon Police Department, J. Michael

Jones is authorized to expend grant and matching funds (if any) for the purchase of technology upgrades to implement the Law Enforcement Communications Project.

**SECTION 3. Passed at Open Meeting**

3.1 That it is hereby officially found and determined that the meeting at which this Resolution is passed is open to the public as required by law, and the public notice of the time, place, and purpose of said meeting was given as required by law.

**SECTION 4. Severability and Effective Date**

4.1 It is hereby declared by the City Council of the City of Lavon that if any of the sections, paragraphs, sentences, clauses or phrases of this ordinance shall be declared unconstitutional or otherwise illegal by the valid judgment or decree of any court of competent jurisdiction, such event shall not affect any remaining the sections, paragraphs, sentences, clauses or phrases of this ordinance.

4.2 That this Resolution shall be and become effective from and after its adoption.

**PASSED AND APPROVED BY THE CITY COUNCIL OF THE CITY OF LAVON, TEXAS ON THIS 18<sup>th</sup> DAY OF April, 2017.**

\_\_\_\_\_  
The Honorable Charles Teske, Mayor

Attest:

\_\_\_\_\_  
Kim Dobbs, City Administrator/City Secretary

## Kim Dobbs

---

**From:** Mike Jones  
**Sent:** Tuesday, April 04, 2017 6:09 PM  
**To:** Kim Dobbs  
**Subject:** Law enforcement communications grant  
**Attachments:** Resolution OOG radio grant.doc

Kim,

Although we have not received final approval for the seventy six thousand seven hundred fifty eight dollar (\$76,758.00) Law Enforcement Communications Project Grant for the purchase of P25 Phase 2 compliant radios, we are moving toward that goal. As such, one of the milestones in the process is the passing of the required resolution. I have prepared the attached resolution and request it be placed on the agenda for the City Council Meeting scheduled for April 18<sup>th</sup> 2017. I assume it would be non-controversial and may qualify for the consent agenda.

Thank you.

Mike

J. Michael Jones  
Chief of Police  
Lavon Police Department

P.O.Box 340  
501-B Lincoln Ave.  
Lavon, Texas 75166

972-843-4219

IMPORTANT NOTICE.....

This email account is the property of the City of Lavon, a local government entity. As such the information in any email and/or attachment sent or received via this email account MAY be subject to the open records laws of the State of Texas.



# CITY OF LAVON CITY COUNCIL Agenda Brief

**MEETING:** April 18, 2017

**ITEM:** 7-B

---

**Item:**

Discussion and action regarding Ordinance No. 2017-04-01 providing for the regulation of non-domestic grease management systems.

**Background:**

There are two main reasons for the proposed ordinance: first, to enhance protection of sanitary sewer infrastructure and second, to ensure proper maintenance and disposal of waste products.

Enhance Protection of Sanitary Sewer Infrastructure. As more food establishments locate in the City, the amount of grease, fats, and oils produced rises. Grease traps that are either undersized or improperly maintained result in malfunction, which may cause overflows onto the ground or improperly rendered grease entering the sanitary sewer system. These two potential system failures would have negative impacts on both the storm water and sanitary sewer systems. If grease enters the sewer system and solidifies, the pipes can become constricted and proper flow is diminished. The continued blockages can result in increased repairs to the sewer system, overflows, and back-ups into establishments.

Proper Maintenance and Disposal. In order to ensure that grease traps are functioning properly, it is important that these units be properly maintained. The regulations will require restaurants that have grease interceptors to have the units cleaned at a minimum of once every 90 days by a state licensed liquid waste hauler.

The proposed regulations will make construction, repair, and renovation requirements more transparent and simplified while providing additional protection to the City's sanitary sewer system and will address existing food-related businesses with grease traps by maintenance interval requirements only. No construction or sizing changes will affect existing establishments unless there is a change in use, ownership, malfunction, or major renovation.

**Attachments:** Ordinance  
TCEQ Information

April 13, 2017

**CITY OF LAVON, TEXAS**  
**ORDINANCE NO. 2017-04-01**

Grease Management System Regulations

**AN ORDINANCE OF THE CITY COUNCIL OF THE CITY OF LAVON, TEXAS, PROVIDING FOR THE REGULATION OF NON-DOMESTIC GREASE MANAGEMENT SYSTEMS; PROVIDING A REPEALING CLAUSE; PROVIDING A SEVERABILITY CLAUSE; AND PROVIDING AN EFFECTIVE DATE.**

**WHEREAS**, the accumulation of fats, oil and grease in the sanitary sewer system is one of the leading causes of wastewater collection overflows; and

**WHEREAS**, given the likelihood of commercial growth, which will include private restaurants, cafeterias, and other food service establishments, a public need exists to insure the proper and safe use of grease interceptors and the proper disposal of grease trap waste; and

**WHEREAS**, the efforts to prevent wastewater collection overflows through regulating and preventing fats, oils and grease blockage benefits the City and its residents;

**NOW, THEREFORE, BE IT ORDAINED BY THE CITY COUNCIL OF THE CITY OF LAVON, TEXAS, THAT:**

**SECTION 1. APPLICABILITY AND PROHIBITIONS**

- (a) This ordinance shall apply to all non-domestic users of the Publicly Owned Treatment Works (POTW), as defined in Section II of this Ordinance.
- (b) Grease traps or grease interceptors shall not be required for residential users.
- (c) Facilities generating fats, oils, or greases as a result of food manufacturing, processing, preparation, or food service shall install, use, and maintain appropriate grease traps or interceptors as required in Section II of this Chapter. These facilities include but are not limited to restaurants, food manufacturers, food processors, hospitals, hotels and motels, prisons, nursing homes, and any other facility preparing, serving, or otherwise making any foodstuff available for consumption.
- (d) No user may intentionally or unintentionally allow the direct or indirect discharge of any petroleum oil, nonbiodegradable cutting oil, mineral oil, or any fats, oils, or greases of animal or vegetable origin into the POTW system in such amounts as to cause interference with the collection and treatment system, or as to cause pollutants to pass through the treatment works into the environment.

## SECTION 2. DEFINITIONS

- (a) **Act** means Federal Water Pollution Control Act, also known as the Clean Water Act, as amended, 33 U.S.C. 1251, et. seq.
- (b) **BOD** means the value of the 5-day test for Biochemical Oxygen Demand, as described in the latest edition of "Standard Methods for the Examination of Water & Wastewater."
- (c) **COD** means the value of the test for Chemical Oxygen Demand, as described in the latest edition of "Standard Methods for the Examination of Water & Wastewater."
- (d) **EPA** means the United States Environmental Protection Agency.
- (e) **Fats, oils, and greases (FOG)** means organic polar compounds derived from animal and/or plant sources that contain multiple carbon chain triglyceride molecules. These substances are detectable and measurable using analytical test procedures established in 40 CFR 136, as may be amended from time to time. All are sometimes referred to herein as "grease" or "greases."
- (f) **Generator** means any person who owns or operates a grease trap/grease interceptor, or whose act or process produces a grease trap waste.
- (g) **Grease trap or interceptor** means a device designed to use differences in specific gravities to separate and retain light density liquids, waterborne fats, oils, and greases prior to the wastewater entering the sanitary sewer collection system. These devices also serve to collect settleable solids, generated by and from food preparation activities, prior to the water exiting the trap and entering the sanitary sewer collection system. Grease traps and interceptors are also referred to herein as "grease traps/interceptors."
- (h) **Grease Trap Waste** means material collected in and from an grease trap/interceptor in the sanitary sewer service line of a commercial, institutional, or industrial food service or processing establishment, including the solids resulting from de-watering processes.
- (i) **Indirect Discharge or Discharge** means the introduction of pollutants into a POTW from any non-domestic source.
- (j) **Interference** means a discharge which alone or in conjunction with a discharge or discharges from other sources inhibits or disrupts the POTW, its treatment processes or operations or its sludge processes, use or disposal, or is a cause of a violation of the city's TPDES permit.
- (k) **pH** means the measure of the relative acidity or alkalinity of water and is defined as the negative logarithm (base 10) of the hydrogen ion concentration.
- (l) **POTW or Publicly Owned Treatment Works** means a treatment works which is owned by a state or municipality as defined by section 502(4) of the Clean Water Act. This definition includes any devices and systems used in the storage, treatment, recycling and

reclamation of municipal sewage or industrial wastes of a liquid nature. It also includes all sewers, pipes and other conveyances that convey wastewater to a POTW Treatment Plant. The term also means the municipality as defined in section 502(4) of the Act, which has jurisdiction over the indirect discharges to and the discharges from such a treatment works. For purposes of this ordinance, the terms "sanitary sewer system" and "POTW" may be used interchangeably.

- (m) **TCEQ** means the Texas Commission on Environmental Quality, and its predecessor and successor agencies.
- (n) **Transporter** means a person who is registered with and authorized by the TCEQ to transport sewage sludge, water treatment sludge, domestic septage, chemical toilet waste, grit trap waste, or grease trap waste in accordance with 30 TEXAS ADMINISTRATIVE CODE §312.142.
- (o) **TSS** means the value of the test for Total Suspended Solids, as described in the latest edition of "Standard Methods for the Examination of Water & Wastewater."
- (p) **User** means any person, including those located outside the jurisdictional limits of the city, who contributes, causes or permits the contribution or discharge of wastewater into the POTW, including persons who contribute such wastewater from mobile sources.

### **SECTION 3. INSTALLATION AND MAINTENANCE REQUIREMENTS**

- (a) Installations
  - 1) New Facilities. Food processing or food service facilities which are newly proposed or constructed, or existing facilities which will be expanded or renovated to include a food service facility, where such facility did not previously exist, shall be required to design, install, operate and maintain a grease trap/interceptor in accordance with locally adopted plumbing codes or other applicable ordinances. Grease traps/interceptors shall be installed and inspected prior to issuance of a certificate of occupancy.
  - 2) Existing Facilities. Existing grease traps/interceptors must be operated and maintained in accordance with the manufacturer's recommendations and in accordance with these Model Standards, unless specified in writing and approved by the POTW.
  - 3) All grease trap/interceptor waste shall be properly disposed of at a facility in accordance with federal, state, or local regulation.
- (b) Cleaning and Maintenance
  - 1) Grease traps and grease interceptors shall be maintained in an efficient operating condition at all times.

- 2) Each grease trap pumped shall be fully evacuated unless the trap volume is greater than the tank capacity on the vacuum truck in which case the transporter shall arrange for additional transportation capacity so that the trap is fully evacuated within a 24-hour period, in accordance with 30 TEXAS ADMINISTRATIVE CODE §312.143.

(c) Self-Cleaning

- 1) Grease trap self-cleaning operators must receive approval from the POTW annually prior to removing grease from their own grease trap(s) located inside a building, provided:
  - (A) the grease trap is no more than fifty (50) gallons in liquid/operating capacity;
  - (B) proper on-site material disposal methods are implemented (e.g. absorb liquids into solid form and dispose into trash);
  - (C) the local solid waste authority allows such practices;
  - (D) grease trap waste is placed in a leak proof, sealable container(s) located on the premises and in an area for the transporter to pump-out; and
  - (E) detailed records on these activities are maintained.
- 2) Grease trap self-cleaning operators must submit a completed self-cleaning request to the POTW for approval. The written request shall include the following information:
  - (A) Business name and street address;
  - (B) Grease trap/interceptor operator name, title, and phone number;
  - (C) Description of maintenance frequency, method of disposal, method of cleaning and size (in gallons) of the grease trap/interceptor; and
  - (D) Signed statement that the operator will maintain records of waste disposal and produce them for compliance inspections.
- 3) Self-cleaners must adhere to all the requirements; procedures and detailed record keeping outlined in their approved application, to ensure compliance with this ordinance. A maintenance log shall be kept by self-cleaning operators that indicates, at a minimum, the following information:
  - (A) Date the grease trap/interceptor was serviced;
  - (B) Name of the person or company servicing the grease trap/interceptor;
  - (C) Waste disposal method used;
  - (D) Gallons of grease removed and disposed of;
  - (E) Waste oil added to grease trap/interceptor waste; and
  - (F) Signature of the operator after each cleaning that certifies that all grease was removed, disposed of properly, grease trap/interceptor was

thoroughly cleaned, and that all parts were replaced and in operable condition.

- 4) Violations incurred by grease trap self-cleaners will be subject to enforcement action including fines and/or removal from the self-cleaner program.

(d) Cleaning Schedules

- 1) Grease traps and grease interceptors shall be cleaned as often as necessary to ensure that sediment and floating materials do not accumulate to impair the efficiency of the grease trap/interceptor; to ensure the discharge is in compliance with local discharge limits; and to ensure no visible grease is observed in discharge.
- 2) Grease traps and grease interceptors subject to these standards shall be completely evacuated a minimum of every ninety (90) days, or more frequently when:
  - (A) twenty-five (25) percent or more of the wetted height of the grease trap or grease interceptor, as measured from the bottom of the device to the invert of the outlet pipe, contains floating materials, sediment, oils or greases; or
  - (B) the discharge exceeds BOD, COD, TSS, FOG, pH, or other pollutant levels established by the POTW; or
  - (C) if there is a history of non-compliance.
- 3) Any person who owns or operates a grease trap/interceptor may submit to the POTW a request in writing for an exception to the ninety (90) day pumping frequency of their grease trap/interceptor. The POTW may grant an extension for required cleaning frequency on a case-by-case basis when:
  - (A) the grease trap/interceptor owner/operator has demonstrated the specific trap/interceptor will produce an effluent, based on defensible analytical results, in consistent compliance with established local discharge limits such as BOD, TSS, FOG, or other parameters as determined by the POTW, or
  - (B) less than twenty-five (25) percent of the wetted height of the grease trap or grease interceptor, as measured from the bottom of the device to the invert of the outlet pipe, contains floating materials, sediment, oils or greases
- 4) In any event, a grease trap and grease interceptor shall be fully evacuated, cleaned, and inspected at least once every 180 days.

(e) Manifest Requirements

- 1) Each pump-out of a grease trap or interceptor must be accompanied by a manifest to be used for record keeping purposes.
- 2) Persons who generate, collect and transport grease waste shall maintain a record of each individual collection and deposit. Such records shall be in the form of a manifest. The manifest shall include:

- (A) name, address, telephone, and commission registration number of transporter;
  - (B) name, signature, address, and phone number of the person who generated the waste and the date collected;
  - (C) type and amount(s) of waste collected or transported;
  - (D) name and signature(s) of responsible person(s) collecting, transporting, and depositing the waste;
  - (E) date and place where the waste was deposited;
  - (F) identification (permit or site registration number, location, and operator) of the facility where the waste was deposited;
  - (G) name and signature of facility on-site representative acknowledging receipt of the waste and the amount of waste received;
  - (H) the volume of the grease waste received; and
  - (I) a consecutive numerical tracking number to assist transporters, waste generators, and regulating authorities in tracking the volume of grease transported.
- 3) Manifests shall be divided into five parts and records shall be maintained as follows.
- (A) One part of the manifest shall have the generator and transporter information completed and be given to the generator at the time of waste pickup.
  - (B) The remaining four parts of the manifest shall have all required information completely filled out and signed by the appropriate party before distribution of the manifest.
  - (C) One part of the manifest shall go to the receiving facility.
  - (D) One part shall go to the transporter, who shall retain a copy of all manifests showing the collection and disposition of waste.
  - (E) One copy of the manifest shall be returned by the transporter to the person who generated the wastes within 15 days after the waste is received at the disposal or processing facility.
  - (F) One part of the manifest shall go to the local authority.
- 4) Copies of manifests returned to the waste generator shall be retained for five years and be readily available for review by the POTW.
- (f) Alternative Treatment

- 1) A person commits an offense if the person introduces, or causes, permits, or suffers the introduction of any surfactant, solvent or emulsifier into a grease trap. Surfactants, solvents, and emulsifiers are materials which allow the grease to pass from the trap into the collection system, and include but are not limited to enzymes, soap, diesel, kerosene, terpene, and other solvents.
- 2) It is an affirmative defense to an enforcement of Section III. (f) (1) that the use of surfactants or soaps is incidental to normal kitchen hygiene operations.
- 3) Bioremediation media may be used with the POTW's approval if the person has proved to the satisfaction of the POTW that laboratory testing which is appropriate for the type of grease trap to be used has verified that:
  - (A) The media is a pure live bacterial product which is not inactivated by the use of domestic or commercial disinfectants and detergents, strong alkalis, acids, and/or water temperatures of 160F (71C).
  - (B) The use of the media does not reduce the buoyancy of the grease layer in the grease trap and does not increase the potential for oil and grease to be discharged to the sanitary sewer.
  - (C) The use of the bioremediation media does not cause foaming in the sanitary sewer.
  - (D) The BOD, COD, and TSS discharged to the sanitary sewer after use of the media does not exceed the BOD, COD, and TSS which would be discharged if the product were not being used and the grease trap was being properly maintained. pH levels must be between 5 and 11.
- 4) All testing designed to satisfy the criteria set forth in Section III (f) (3) shall be scientifically sound and statistically valid. All tests to determine oil and grease, TSS, BOD, COD, pH, and other pollutant levels shall use appropriate tests which have been approved by the Environmental Protection Agency and the Texas Commission on Environmental Quality and which are defined in Title 40, Code of Federal Regulations, Part 136 or Title 30, TEXAS ADMINISTRATIVE CODE §319.11. Testing shall be open to inspection by the POTW, and shall meet the POTW's approval.

#### **SECTION 4. SCHEDULE OF PENALTIES**

- (a) If the POTW determines that a generator is responsible for a blockage of a collection system line the generator shall owe a civil penalty of \$1,000 for the first violation, \$1,500 for a second violation, and \$2,000 for the third violation within a two-year period. Continuous violations shall result in an increase in penalty by \$500 and may also result in termination of services.
- (b) Any person violating any of the provisions of this Ordinance shall be subject to a written warning for the first violation, a \$1,000 civil penalty for the second violation, a \$1,500

civil penalty for the third violation, and a \$2,000 civil penalty for the fourth violation within a two- year period. Consistent violations will result in a \$500 increase in civil penalty and may result in termination of service.

**SECTION 5. REPEAL OF CONFLICTING ORDINANCES**

All ordinances or parts of an ordinance inconsistent or in conflict herewith are, to the extent of such inconsistency or conflict, hereby repealed.

**SECTION 6. SEVERABILITY**

In the event any clause, phrase, provision, sentence, or any part of this Ordinance or the application of the same to any person or circumstances shall for any reason be adjudged invalid or held unconstitutional by a court of competent jurisdiction, it shall not affect, impair, or invalidate this Ordinance as a whole or any part or provisions hereof other than the part declared to be invalid or unconstitutional; and the City Council of the City of Lavon, declares that it would have passed each and every part of the same notwithstanding the omission of any such part thus declared to be invalid or unconstitutional, whether there be one or more parts.

**SECTION 7. OPEN MEETING.**

It is hereby officially found and determined that all notice required by law has been given and notice of this Ordinance was posted and the Ordinance passed in accordance with the Open Meeting Act.

**SECTION 8. EFFECTIVE DATE.**

This Ordinance shall take effect immediately from and after its passage and the publication of the caption, as the law in such cases provides.

**DULY PASSED and APPROVED** by the City Council of the City of Lavon, Texas, on the 18<sup>th</sup> day of April 2017.

---

Charles A. Teske, Jr., Mayor

**ATTEST:**

---

Kim Dobbs, City Administrator | City Secretary



>> **Questions or Comments:**  
[TexasEnviroHelp@tceq.texas.gov](mailto:TexasEnviroHelp@tceq.texas.gov)

You are here: [Home\[1\]](#) / [Small Business and Local Government Assistance\[2\]](#) / [Water Compliance Resources\[3\]](#) / [Wastewater Compliance Resources\[4\]](#) / [Fats, Oils, and Grease\[5\]](#) / Keeping Fats, Oils, and Grease out of the Sewer System

## Keeping Fats, Oils, and Grease out of the Sewer System

Explains the impact of disposing of fats, oil, and grease in the sewer system.

Fats, oils, and grease—FOG—comes from meat fats in food scraps, cooking oil, shortening, lard, butter and margarine, gravy, and food products such as mayonnaise, salad dressings, and sour cream.

FOG poured down kitchen drains accumulates inside sewer pipes. As the FOG builds up, it restricts the flow in the pipe and can cause untreated wastewater to back up into homes and businesses, resulting in high costs for cleanup and restoration.

Manholes can overflow into parks, yards, streets, and storm drains, allowing FOG to contaminate local waters, including drinking water. Exposure to untreated wastewater is a public-health hazard.

FOG discharged into septic systems and drain fields can cause malfunctions, resulting in more frequent tank pump-outs and other expenses.

Restaurants, cafeterias, and fast-food establishments spend tens of thousands of dollars on plumbing emergencies each year to deal with grease blockages and pump out grease traps and interceptors. Some cities also charge businesses for the repair of sewer pipes and spill cleanup if they can attribute the blockage to a particular business. Some cities also add a surcharge to wastewater bills if a business exceeds a specified discharge limit. These expenses can be a significant.

Communities spend billions of dollars every year unplugging or replacing grease-blocked pipes, repairing pump stations, and cleaning up costly and illegal wastewater spills. Excessive FOG in the sewer system can affect local wastewater rates.

So, keeping FOG out of the sewer system helps everyone in the community.

### What You Can Do to Reduce FOG

Just a few simple actions can prevent FOG buildup in the sewer system.

**In Your Home or Apartment**[6]—quick and easy ways to prevent FOG from going down your drain

**In Your Commercial Kitchen**[7]—how to implement a program to reduce FOG in commercial kitchens in food service establishments, churches, nursing homes, schools, hospitals, and other businesses

**In Your Community**[8]—resources for local governments, public wastewater systems, and pretreatment programs to promote FOG reduction

## Where can I find more information and assistance?

The TCEQ's Small Business and Local Government Assistance Section offers free, confidential help to small businesses and local governments working to comply with state environmental regulations. Call us at 800-447-2827 or visit our Web page at **TexasEnviroHelp.org**[9].

[1] <https://www.tceq.texas.gov>

[2] <https://www.tceq.texas.gov/assistance>

[3] <https://www.tceq.texas.gov/assistance/water>

[4] <https://www.tceq.texas.gov/assistance/water/wastewater>

[5] <https://www.tceq.texas.gov/assistance/water/wastewater/fog>

[6] [https://www.tceq.texas.gov/assistance/water/wastewater/fog/home\\_fog.html](https://www.tceq.texas.gov/assistance/water/wastewater/fog/home_fog.html)

[7] [https://www.tceq.texas.gov/assistance/water/wastewater/fog/commercial\\_fog.html](https://www.tceq.texas.gov/assistance/water/wastewater/fog/commercial_fog.html)

[8] [https://www.tceq.texas.gov/assistance/water/wastewater/fog/community\\_fog.html](https://www.tceq.texas.gov/assistance/water/wastewater/fog/community_fog.html)

[9] <http://www.texasenvirohelp.org/>

**About Us**

**Contact Us**



**How are we doing? Take our customer satisfaction survey**

---

.....  
Last modified Jan 13, 2017

© 2002-2017 Texas Commission on Environmental Quality



>> **Questions or Comments:**  
[TexasEnviroHelp@tceq.texas.gov](mailto:TexasEnviroHelp@tceq.texas.gov)

You are here: [Home\[1\]](#) / [Small Business and Local Government Assistance\[2\]](#) / [Water Compliance Resources\[3\]](#) / [Wastewater Compliance Resources\[4\]](#) / [Fats, Oils, and Grease\[5\]](#) / Model Standards for Grease Management

## Model Standards for Grease Management

Model standards for municipal governments to reduce fats, oil, and grease (FOG) in sewer systems.

Cities spend billions of dollars every year unplugging or replacing grease-blocked pipes, repairing pump stations, and cleaning up costly and illegal wastewater spills caused by fats, oils, and grease (FOG) in the sewer system. These repairs cost money and may lead to higher local wastewater rates.

To address sanitary-sewer overflows due to blockages caused by FOG, the 78th Texas Legislature added sections (f)–(h) to [Texas Water Code 26.049\[6\]](#) [§\[7\]](#), which require the TCEQ to:

- establish criteria for evaluating sanitary-sewer overflows caused by such blockages
- establish **model standards** for use by operators of separate sanitary-sewer systems
- develop design criteria to prevent discharges of untreated wastewater due to blockage from grease
- consider it as evidence that the sanitary-sewer system or municipality has taken reasonable measures to prevent overflows due to grease blockage if the system or municipality has adopted the model standards

The agency adopted [model standards\[8\]](#) (PDF) (Help with [PDF\[9\]](#)) in August 2004. The model standards can help cities create a uniform policy on grease management by:

- requiring certain establishments to install [properly sized grease traps\[10\]](#) (PDF) (Help with [PDF\[11\]](#)) and operate them properly
- establishing guidelines for how often systems must be pumped and setting up clear procedures for establishments that wish to apply for an exemption
- implementing a policy on the use of additives and alternative treatment

Cities that adopt the TCEQ's model standards will decrease the amount of grease entering the sanitary-sewer system, with the following benefits:

- improved operation of treatment plants and lower risk of discharge-permit violations due to floating solids in the effluent
- reduced potential for sewer backups into businesses and homes
- reduced risk of contamination of drinking water that can result from sewer overflows

The TCEQ has developed the "Let's Tackle the Grease in This Kitchen" poster, available in English and Spanish.

**View the poster (PDF)**[12] (Help with **PDF**[13]) or **order it**[14] in two-color, 11" × 14¼" format (request publication no. GI-290 for English, publication no. GI-290esp for Spanish). Camera-ready art is also available, so that you can customize the poster with your establishment's name. Call 512-239-3100 or send an e-mail to **TexasEnviroHelp@tceq.texas.gov**[15] to order camera-ready art.

For more information on the TCEQ's Sanitary Sewer Overflow Initiative, visit the **Sanitary Sewer Overflow Initiative**[16] website.

## Where can I find more information and assistance?

The TCEQ's Small Business and Local Government Assistance Section offers free, confidential help to small businesses and local governments working to comply with state environmental regulations. Call us at 800-447-2827 or visit our Web page at **TexasEnviroHelp.org**[17].

[1] <https://www.tceq.texas.gov>

[2] <https://www.tceq.texas.gov/assistance>

[3] <https://www.tceq.texas.gov/assistance/water>

[4] <https://www.tceq.texas.gov/assistance/water/wastewater>

[5] <https://www.tceq.texas.gov/assistance/water/wastewater/fog>

[6] <http://www.statutes.legis.state.tx.us/Docs/WA/htm/WA.26.htm#26.049%20It%20is%20the%20second%20paragraph%20in%20the%20Model%20Standards>

[7] [https://www.tceq.texas.gov/help/policies/linking\\_policy.html](https://www.tceq.texas.gov/help/policies/linking_policy.html)

[8] [https://www.tceq.texas.gov/assets/public/assistance/P2Recycle/fog/model\\_standard.pdf](https://www.tceq.texas.gov/assets/public/assistance/P2Recycle/fog/model_standard.pdf)

[9] [https://www.tceq.texas.gov/assistance/water/help/site/help\\_pdf.html](https://www.tceq.texas.gov/assistance/water/help/site/help_pdf.html)

[10] <https://www.tceq.texas.gov/assets/public/assistance/sblga/InterceptorSizingWorksheet.pdf>

[11] [https://www.tceq.texas.gov/help/site/help\\_pdf.html](https://www.tceq.texas.gov/help/site/help_pdf.html)

[12] <https://www.tceq.texas.gov/publications/gi/gi-290.html>

[13] [https://www.tceq.texas.gov/help/site/help\\_pdf.html](https://www.tceq.texas.gov/help/site/help_pdf.html)

[14] <https://www.tceq.texas.gov/publications/order.html>

[15] <https://www.tceq.texas.gov/assistance/water/wastewater/fog/mailto:texasenvirohelp@tceq.texas.gov>

[16] <https://www.tceq.texas.gov/field/ssoinitiative>

[17] <https://www.tceq.texas.gov/assistance/sblga.html>

**About Us**

**Contact Us**



**How are we doing? Take our customer satisfaction survey**

---

.....  
Last modified Jan 26, 2017

© 2002-2017 Texas Commission on Environmental Quality

# Let's Tackle the Grease in This Kitchen!

## Why should I help?

- Prevent grease buildups from blocking sewer lines.
- Stop sewer overflows into streets and storm drains.
- Save money spent on costly cleanups of sewage spills.
- Reduce the number of times you have to clean your grease trap (food service).
- Protect the quality of our water.

## DO!



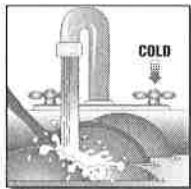
- ✓ Put oil and grease in covered collection containers.



- ✓ Scrape food scraps from dishes into trash cans and garbage bags and dispose of properly. Avoid using your garbage disposal.



- ✓ Remove oil and grease from dishes, pans, fryers, and griddles. Cool first before you skim, scrape, or wipe off excess grease.



- ✓ Prewash dishes and pans with cold water before putting them in the dishwasher.



- ✓ Cover kitchen sink with catch basket and empty into garbage can as needed.



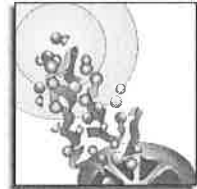
- ✓ Cover floor drain with fine screen and empty into garbage can as needed.

## DON'T!

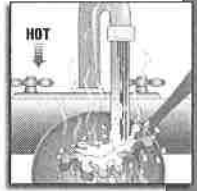
- ✗ Don't pour oil and grease down the drain.



- ✗ Don't put food scraps down the drain.



- ✗ Don't run water over dishes, pans, fryers, and griddles to wash oil and grease down the drain.



- ✗ Don't rinse off oil and grease with hot water.

## More Ways to Tackle Grease

- ▶ Use environmentally safe cleaning products instead of harsh detergents or cleaners that can damage sewer lines.
- ▶ If you generate large amounts of used cooking oil, reuse or recycle it. To find a recycler, check the phone book under "recyclers" or "rendering companies."
- ▶ If you generate small amounts of used cooking oil, reuse it as often as possible and then pour it into a container you can throw away. Never pour it down the drain.
- ▶ Start a compost pile at your home with scraps that are not meat. The TCEQ publication *Mulching and Composting: A "Take Care of Texas" Guide (GI-36)* provides basic information to get you started.



For more information, contact the  
Texas Commission on Environmental Quality (TCEQ)  
Small Business & Local Government Assistance Section  
1-800-447-2827 • [TexasEnviroHelp.org](http://TexasEnviroHelp.org)





**CITY OF LAVON  
CITY COUNCIL  
Agenda Brief**

**MEETING:** April 18, 2017

**ITEM:** 7-C

---

**Item:**

Discussion and action regarding Ordinance No. 2017-04-02 adopting the North Central Texas Council of Governments (NCTCOG) Public Works Construction Standards dated October 2004, as amended.

**Background:**

The City presently employs the NCTCOG Public Works Construction Standards, dated October 2004. The proposed ordinance formalizes the adoption of and reliance on the standards. The NCTCOG

**Attachments:** Ordinance  
NCTCOG Information

April 13, 2017

**CITY OF LAVON, TEXAS**  
**ORDINANCE NO. 2017-04-02**

Public Works Construction Standards

**AN ORDINANCE OF THE CITY COUNCIL OF THE CITY OF LAVON, TEXAS ADOPTING THE NORTH CENTRAL TEXAS COUNCIL OF GOVERNMENTS (NCTCOG) PUBLIC WORKS CONSTRUCTION STANDARDS DATED OCTOBER 2004, AS AMENDED; PROVIDING A REPEALER CLAUSE; PROVIDING A SAVINGS CLAUSE; PROVIDING A SEVERABILITY CLAUSE; PROVIDING FOR A PENALTY OF FINE NOT TO EXCEED THE SUM OF TWO THOUSAND DOLLARS (\$2,000.00); AND PROVIDING FOR AN EFFECTIVE DATE.**

**WHEREAS**, it is the desire of the City Council of the City of Lavon to adopt, in all respects, the Public Works Construction Standards as defined by the North Central Texas Council of Governments, dated October 2004 as amended; and

**WHEREAS**, the adoption of these standards is done to facilitate proper construction standards and inspection activities by the City of Lavon relating to construction within the City of Lavon, Texas and relating to public safety, health and general welfare:

**NOW THEREFORE, BE IT ORDAINED BY THE CITY COUNCIL OF THE CITY OF LAVON, TEXAS, THAT:**

**SECTION 1. ADOPTION OF STANDARDS**

The City of Lavon hereby adopts the North Central Texas Council of Governments Public Works Construction Standards, dated October 2004, and any recommended amendments thereto, by reference as though they were copied herein fully.

**SECTION 2. RESPONSIBLE OFFICIAL**

That within said Public Works Construction Standards (hereinafter referred to as "Standards"), when reference is made to the duties of a certain official named therein, that the designated official of the City of Lavon who has duties corresponding to those of the name official in said Standards shall be deemed to be the responsible official insofar as enforcing the provisions of said Standards are concerned.

**SECTION 3. PENALTIES**

That any person or corporation violating any of the provisions of the Standards adopted by this ordinance shall upon conviction be fined a sum not to exceed two thousand dollars (\$2,000.00) per day and each and every day that the provisions of the Standards are violated shall be constituted a separate and distinct offense.

**SECTION 4. REPEAL OF CONFLICTING ORDINANCES**

All ordinances or parts of an ordinance inconsistent or in conflict herewith are, to the extent of such inconsistency or conflict, hereby repealed.

**SECTION 5. SEVERABILITY**

In the event any clause, phrase, provision, sentence, or any part of this Ordinance or the application of the same to any person or circumstances shall for any reason be adjudged invalid or held unconstitutional by a court of competent jurisdiction, it shall not affect, impair, or invalidate this Ordinance as a whole or any part or provisions hereof other than the part declared to be invalid or unconstitutional; and the City Council of the City of Lavon, declares that it would have passed each and every part of the same notwithstanding the omission of any such part thus declared to be invalid or unconstitutional, whether there be one or more parts.

**SECTION 6. OPEN MEETING.**

It is hereby officially found and determined that all notice required by law has been given and notice of this Ordinance was posted and the Ordinance passed in accordance with the Open Meeting Act.

**SECTION 7. EFFECTIVE DATE.**

This Ordinance shall take effect immediately from and after its passage and the publication of the caption, as the law in such cases provides.

**DULY PASSED and APPROVED** by the City Council of the City of Lavon, Texas, on the 18<sup>th</sup> day of April 2017.

\_\_\_\_\_  
Charles A. Teske, Jr., Mayor

**ATTEST:**

\_\_\_\_\_  
Kim Dobbs, City Administrator | City Secretary

- Programs
- Topics A-J
- Topics K-Z
- Departments
- Services
- About Us

environment & development

Home > Environment and Development> Development Excellence > Public Works Program  
[Print this page](#)

- Materials Management
- Watershed Management
- Development Excellence
- Committees
- Environment & Development
- Home

## Public Works Construction Standards

Governments exist to protect the health, safety and welfare of its citizens. Whether it be providing roads for safe and efficient mobility, utilities for clean drinking water and removal of waste, parks for recreation, or storm water management for protection from flooding, public works is the backbone of that existence. Management of public works facilities is a very important component of the responsibilities of cities, counties, and special districts across North Central Texas. The quality of the region's infrastructure (its roads, water distribution, wastewater collection, and storm drainage systems) has always been a high priority and a source of pride for its communities.



For over 30 years NCTCOG has supported the public works industry in North Central Texas through publication and maintenance of Public Works Construction Standards - North Central Texas. To order yours, fax, mail, or email the **STANDARDS ORDER FORM**[\[PDF\]](#) order form, or go here to:

[Order online](#)

## Update to the Construction Standards

Currently, the North Central Texas Council of Governments and the Public Works Council are in the process of updating the current version of the Public Works Construction Standards – North Central Texas, 2004 Version. We anticipate the update will be completed by fall 2017. If you are interested in participating in the update by volunteering on one of the Construction Standards Review Groups, please contact Kori Mullen at 817-695-9215, or by email at [kmullen@nctcog.org](mailto:kmullen@nctcog.org).

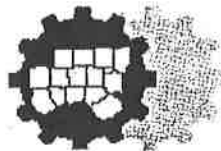
- **Public Works Construction Standards Subcommittee**
- **Upcoming Construction Standards Review Group Meetings**
- **Local Amendments to the NCTCOG Public Works Construction Standards Specifications and Drawings – 2004**

CONTACT US | SITE MAP | LEGAL | SYSTEM REQUIREMENTS  
 North Central Texas Council of Governments | 616 Six Flags Drive P.O. Box 5888 Arlington, TX 76005-5888  
 Main Operator: (817) 640-3300 | Fax: (817) 640-7806

# **Public Works Construction Standards**

## **North Central Texas**

**October 2004**



**North Central Texas Council of Governments**

616 Six Flags Drive, Suite 200  
P. O. 5888  
Arlington, Texas 76005-5888  
(817) 640-3300

© 2004 North Central Texas Council of Governments

# **PUBLIC WORKS CONSTRUCTION STANDARDS**

## **Table of Contents**

### **SECTION I -- STANDARD SPECIFICATIONS**

#### **TABLE OF CONTENTS**

**DIVISION 100 GENERAL PROVISIONS**

**DIVISION 200 SITE PROTECTION AND PREPARATION**

**DIVISION 300 ROADWAY CONSTRUCTION**

**DIVISION 400 ROADWAY MAINTENANCE AND REHABILITATION**

**DIVISION 500 UNDERGROUND CONDUIT CONSTRUCTION AND APPURTENANCES**

**DIVISION 600 CONDUIT AND APPURTENANCE REHABILITATION**

**DIVISION 700 STRUCTURES**

**DIVISION 800 MISCELLANEOUS CONSTRUCTION AND MATERIALS**

**APPENDIX A MODEL FORMS**

**INDEX**

### **SECTION II -- STANDARD DRAWINGS**

#### **TABLE OF CONTENTS**

**DIVISION 1000 EROSION AND SEDIMENT CONTROL**

**DIVISION 2000 PAVEMENT SYSTEMS**

**DIVISION 3000 GENERAL UNDERGROUND CONDUIT**

**DIVISION 4000 WATER DISTRIBUTION**

**DIVISION 5000 WASTEWATER COLLECTION**

**DIVISION 6000 STORM WATER DRAINAGE**

**SECTION I**

**Standard Specifications**

**Fourth Edition  
October 2004**

**SECTION II**

**Standard Drawings**

**Second Edition**  
**October 2004**

**JOINTS**

Construction.....	303.5.4.4.
Contraction.....	303.5.4.3.
Expansion.....	303.5.4.2.

**-L-**

LABOR AND MATERIALS .....	107.12.
LEAD ABATEMENT.....	603.
LEAD ENCAPSULATION .....	603.7.
LETTER OF CLARIFICATION, Definition.....	101.1.
LIABILITY INSURANCE .....	103.4.1.2.
LIENS .....	109.1.
LIGHTWEIGHT CONCRETE FOR STRUCTURES .....	702.3.
Curing Concrete.....	702.3.2.2.
Falsework.....	702.4.5.
Finishing .....	702.4.9.
Finishing Exposed Surfaces .....	702.4.13.
Forms .....	702.4.6.
Removal of Forms and Falsework .....	702.4.11.
LIME PRODUCTS .....	301.2.
Hydrated Lime (Dry).....	301.2.4.
Hydrated Lime Slurry.....	301.2.1.1.
Lime.....	301.2.
Quicklime (Mason's Lime).....	301.2.1.2.
Rejection .....	301.2.1.8.
Residue .....	301.2.1.1.3.
LIME TREATED SOILS.....	301.2.3.5.1.
LIMITING TRENCH WIDTH .....	203.5.6.3.
LINSEED OIL .....	804.2.5.2.
LIQUIDATED DAMAGES.....	108.8., 108.5.1.
Quantities.....	108.8.
LUMBER AND TIMBER .....	701.1.
LUMINARIES .....	805.3.2.

**-M-**

MAINTENANCE BOND, Definition .....	101.1.
MANHOLES .....	502.1.
HDPE Adjustment Risers.....	502.1.2.2.
Manhole Sections.....	502.1.1.1.
Rubber Adjustment Risers .....	502.1.2.4.
MANHOLE REHABILITATION .....	602.
Epoxy Methods.....	602.5.4.10.
Glass-Fiber Reinforced Polyester.....	602.5.4.1.
MATERIAL, PAYMENT FOR .....	109.2.
MATERIALMAN OR SUPPLIER, Definition .....	101.1.
MECHANICAL VIBRATORY EQUIPMENT .....	303.4.5.
MEDIANS, CONCRETE .....	305.3.
MEMBRANE CURING COMPOUND .....	303.2.13.1.1.
METAL BEAM GUARD FENCE RAIL .....	801.2.
METAL FOR STRUCTURES .....	806.1.
Aluminum Railings.....	801.3.3.
Anchor Bolts.....	703.3.5.
Bolts .....	703.3.2.
Bronze Castings .....	806.4.1.4.
Carbon Steel .....	806.2.1.
Castings .....	806.4.
Copper Bearing Structural Steel.....	806.2.2.
Forgings.....	806.3.
Galvanized Steel Railings.....	806.4.1.5.
High-Strength Bolts .....	806.6.3.

High-Strength Low-Alloy Steel.....	806.2.3.
Iron Castings .....	806.4.1.2.
Metal Railings .....	806.4.1.5.
Steel Castings.....	806.4.1.1.
Steel Railings.....	806.4.1.5.
Structural Steel.....	806.2.
Structural Plate.....	806.2.3.
Tunnel Liner.....	503.2.1.
Unfinished Bolts.....	806.6.2.
Wrought Iron.....	703.3.1.
METAL RAILINGS .....	806.4.1.5.
MINERAL AGGREGATES .....	302.8.2.3.
MINERAL FILLER, CEMENT .....	302.2.4.
Concrete Aggregates .....	302.9.2.1.
MONOLITHIC CURB .....	303.4.10.
MONTHLY ESTIMATE .....	109.5.
MORTAR RIPRAP.....	803.3.3.6.
MULTIPLE-CIRCUIT CONDUCTORS.....	805.3.5.

**-N-**

NEW BILLET STEEL .....	303.2.9.1.1.
NOTICE, Definition.....	101.1.
NOTICE TO PROCEED.....	103.6.

**-O-**

OFFSITE STORAGE .....	106.4.
OPPORTUNITY (equal employment) .....	107.13.
OWNER, Definition.....	101.1.
OWNER'S REPRESENTATIVE, Definition .....	101.1.
OWNER'S RIGHT TO SUSPEND WORK .....	108.7.

**-P-**

PAIN AND PROTECTIVE COATINGS.....	804.1.
Adhesion to the Pipe.....	804.2.3.1.
Coatings and Liners for Wastewater Pipe.....	502.9.1.
Galvanizing .....	804.3.
Holiday Test.....	502.9.4.2.
Linseed Oil .....	804.2.5.2.
Paint.....	804.2.2.
Pigments .....	804.2.4.1.
Reflective Material.....	804.2.2.
Rejection .....	804.2.2.2.
Repair of Coating .....	804.3.5.
Temperature Changes, Test for Resistance to .....	804.2.4.2.
Testing.....	804.2.2.1.
Thermoplastic Paint .....	804.2.2.
Thinners .....	804.2.4.2.
Traffic Paint.....	804.2.2.
Zinc Coating, Repair of .....	804.3.5.
PAINT .....	804.2.2.
Thermoplastic.....	804.2.2.
Traffic .....	804.2.2.
PAINTING.....	804.2.
PARKWAYS.....	203.4.6.
PARTIAL PAYMENTS .....	109.5.
PATENTS .....	107.15.

## ITEM 502. APPURTENANCES

### 502.1. MANHOLES

**502.1.1. Manhole Materials.** Manholes shall be fabricated in different configurations to meet the specific needs required in the water or wastewater or storm water system.

**502.1.1.1. Precast Reinforced Concrete Manhole Sections.** These specifications cover precast reinforced concrete manhole sections, which shall conform to ASTM C478 (C478M) Precast Reinforced Concrete Manhole Sections, with the following additions:

- (1) All pipe shall be machine made by a process that shall provide for uniform placement of zero slump concrete in the form and compaction by mechanical devices which shall assure a dense concrete in the finished product, except that reducer cones may be wet-cast.
- (2) Aggregates for the concrete shall comply with requirements of ASTM C33 Concrete Aggregates, with the additional requirement that the aggregate shall have a minimum of 50-percent of calcium carbonate equivalent.
- (3) Minimum wall thickness for the manhole risers shall be as listed under Wall "B" in the "Class Tables" of ASTM C76 (C76M) Reinforced Concrete Culvert, Storm Drain, and Sewer Pipe.
- (4) Unless otherwise noted, manhole steps shall not be furnished. If required, the steps shall be of the noncorrosive plastic or rubber coated steel type, with a clear cleat space of 10 in. (25.4 cm) minimum that shall support a concentrated load of 300 pounds (136.2 kg), and be in accordance with applicable OSHA specifications.
- (5) Resilient connectors between reinforced concrete manhole structures and pipes shall meet the requirements of ASTM C923 Resilient Connectors Between Reinforced Concrete Manhole Structures, Pipes and Laterals or ASTM C443 Joints for Circular Concrete Sewer and Culvert Pipe, Using Rubber Gaskets. The resilient connector shall provide an airtight seal that eliminates infiltration and exfiltration.

**502.1.1.1.1. Joints.** Joints shall conform to the joint specification ASTM C478 Precast Reinforced Concrete Manhole Sections (C478M). All joints shall have rubber gaskets. Rubber gaskets shall meet the requirements of Item 501.5.4.1. Rubber Gaskets.

**502.1.1.1.2. Coatings and Linings.** Coatings and linings called for in the specifications or shown on the plans shall meet the requirements as specified by the OWNER and shall be installed or applied by the manufacturer.

**502.1.1.1.3. Lifting Devices.** Manhole sections and cones may be furnished with lift lugs or lift holes. If lift lugs are provided, they shall be 180° apart. Cast-in-place nuts must have clean threads capable of inserting lug bolts. OWNER shall approve the lift lug design. If lift holes are provided, they shall be plugged with a nonmetallic nonshrink grout approved by the OWNER. Field repairs shall not be allowed.

**502.1.1.1.4. Rejection.** Manhole sections shall be subject to rejection on account of failure to conform to any of the requirements specified herein or having defects as follows:

- (6) Variations in any dimensions exceeding the permissible variation prescribed.
- (7) A piece broken out of the bell, spigot, tongue or groove in such size that the watertightness of the joint should be impaired.
- (8) Any shattering or flaking of concrete or other conditions indicating an improper concrete mix.
- (9) Lack of uniformity in placement steel which might preclude all joints being typical of those tested.
- (10) Cracks sufficient to impair the strength, durability, or serviceability of the pipe.
- (11) Joint sections with spalls, cracks, fractures, or other imperfections that could adversely affect the performance of the joint.

**502.1.1.2. Fiberglass Manholes.** Fiberglass manholes shall conform to all ASTM standards governing plastic laminations and ASTM D3753, Glass-Fiber-Reinforced Polyester Manholes and Wetwells, with supplementary details or additions as set forth in these specifications.

**502.1.1.2.1. Manufacturing.** The barrel and cone shall each be produced in a continuous manufacturing process that insures continuous reinforcement and uniform strength and composition. The cone section, if produced separately, shall be affixed to the barrel section at the factory with a reinforced glass resin joint resulting in a one-piece unit. Field made joints shall not be acceptable.

**502.1.1.2.2. Manhole Configuration.** The manhole shall be a circular cylinder with a minimum internal diameter of 4-ft. (1.2m). The cone of the manhole shall have a bearing surface wide enough to facilitate the placement of adjustment rings. The ring and cover shall not be placed directly on the manhole. The manway reducer shall be concentric with respect to the manhole cylinder. Eccentric manway reducers shall not be permitted. Manhole gaskets shall be used to ensure a watertight assembly.

## Kim Dobbs

---

**From:** Kori Mullen <KMullen@nctcog.org>  
**Sent:** Friday, January 27, 2017 8:56 AM  
**To:** Kim Dobbs  
**Cc:** Sonny Mancias; Cassidy Campbell  
**Subject:** RE: Public Works Construction Standards

Kim,

The project is still in the review process and we are no longer expecting a February 2017 release date. Once all of the Divisions have been finalized, they go through the public review process and then the Executive Board will provide final approval. Once the Executive Board approves the final document, it will be published and available for purchase. I predict we are approximately 6 months out, but that timeline is subject to change based on how quickly the rest of the Divisions make it through the process.

Please let me know if you have any other questions!

Thank you and have a good weekend,

### Kori Mullen

Environment and Development Planner  
North Central Texas Council of Governments  
(p): 817.695.9215  
(e): [kmullen@nctcog.org](mailto:kmullen@nctcog.org)



---

**From:** Kim Dobbs [mailto:[kim.dobbs@cityoflavon.org](mailto:kim.dobbs@cityoflavon.org)]  
**Sent:** Thursday, January 26, 2017 1:16 PM  
**To:** Kori Mullen <KMullen@nctcog.org>  
**Cc:** Sonny Mancias <[sonny.mancias@cityoflavon.org](mailto:sonny.mancias@cityoflavon.org)>  
**Subject:** Public Works Construction Standards

Kori,  
The NCTCOG website states that an anticipated update to the 2004 Public Works Construction Standards is expected in February 2017.  
Is this project on schedule? Are you able to say when the new Standards will be available for download/purchase?  
Thank you,  
Kim

**Kim Dobbs**  
City Administrator | City Secretary  
City of Lavon  
972-843-4220  
[kim.dobbs@cityoflavon.org](mailto:kim.dobbs@cityoflavon.org)



**CITY OF LAVON  
CITY COUNCIL  
Agenda Brief**

**MEETING:** April 18, 2017

**ITEM:** 7-D

---

**Item:**

Discussion and action regarding Ordinance No. 2017-04-03 amending the minimum construction standards established in Ordinance No. 2006-06-01 to add standards for manhole construction and storm drain curb markers.

**Background:**

To address pollution prevention and environmental protection, minimum construction standards for manhole construction and storm drain curb markers are proposed. The regulations will reduce the long term maintenance costs required to keep the collection system maintained and functioning at the appropriate level.

The manhole construction details will preserve the functionality of the manholes and decrease anticipated maintenance costs.

The storm drain curb markers serves as a reminder to not dump anything into the storm drains. This is an important step in the education measure the City must satisfy for the Stormwater pollution prevention program mandated by state and federal regulators for water quality.

**Attachments:** Ordinance  
Storm Drain Marker example  
Ordinance No. 2006-06-01

April 13, 2017

**CITY OF LAVON, TEXAS**  
**ORDINANCE NO. 2017-04-03**

Minimum Construction Standards Amendment

**AN ORDINANCE OF THE CITY COUNCIL OF THE CITY OF LAVON, TEXAS AMENDING THE MINIMUM CONSTRUCTION STANDARDS ESTABLISHED IN ORDINANCE NO. 2006-06-01 TO ADD STANDARDS FOR MANHOLE CONSTRUCTION AND STORM DRAIN CURB MARKERS; PROVIDING A REPEALER CLAUSE; PROVIDING A SAVINGS CLAUSE; PROVIDING A SEVERABILITY CLAUSE; PROVIDING FOR A PENALTY OF FINE NOT TO EXCEED THE SUM OF TWO THOUSAND DOLLARS (\$2,000.00); AND PROVIDING FOR AN EFFECTIVE DATE.**

**WHEREAS**, the adoption of these standards is done to facilitate proper construction standards by the City of Lavon relating to construction within the City of Lavon, Texas and relating to public safety, health and general welfare:

**NOW THEREFORE, BE IT ORDAINED BY THE CITY COUNCIL OF THE CITY OF LAVON, TEXAS, THAT:**

**SECTION 1. ADOPTION OF STANDARDS**

The City Council of the City of Lavon hereby amends Ordinance No. 2006-06-01, Section 2. MINIMUM CONSTRUCTION STANDARDS with the addition of the following:

**F) Manholes**

1) Manholes shall be pre-cast concrete or cast-in-place and shall conform to the City's construction standards. Raven 405 (125 mils thick)-light blue colored only epoxy coating, ConShield, or approved equal, shall be installed in all new manholes and in existing manholes being modified. Consheild must have terracotta color dye mixed in the precast and cast-in-place concrete.

2) Manhole Coatings (No dark colors allowed) • Raven 405 (125 mils thick)-light blue colored only • ConShield-terra cotta colored only (must be spark tested per NACE International Standard).

**G) Storm Drain Curb Markers**

1) Storm drains shall be marked at the curb with an approved marker that says "Illegal to Dump, Es Ilegal Contaminar".

2) The storm drain curb markers shall be made of permanent stainless steel or

aluminum and shall measure four inches (4”) in diameter.

**SECTION 2. PENALTIES**

That any person or corporation violating any of the provisions of the Standards adopted by this ordinance shall upon conviction be fined a sum not to exceed two thousand dollars (\$2,000.00) per day and each and every day that the provisions of the Standards are violated shall be constituted a separate and distinct offense.

**SECTION 3. REPEAL OF CONFLICTING ORDINANCES**

All ordinances or parts of an ordinance inconsistent or in conflict herewith are, to the extent of such inconsistency or conflict, hereby repealed.

**SECTION 4. SEVERABILITY**

In the event any clause, phrase, provision, sentence, or any part of this Ordinance or the application of the same to any person or circumstances shall for any reason be adjudged invalid or held unconstitutional by a court of competent jurisdiction, it shall not affect, impair, or invalidate this Ordinance as a whole or any part or provisions hereof other than the part declared to be invalid or unconstitutional; and the City Council of the City of Lavon, declares that it would have passed each and every part of the same notwithstanding the omission of any such part thus declared to be invalid or unconstitutional, whether there be one or more parts.

**SECTION 5. OPEN MEETING.**

It is hereby officially found and determined that all notice required by law has been given and notice of this Ordinance was posted and the Ordinance passed in accordance with the Open Meeting Act.

**SECTION 6. EFFECTIVE DATE.**

This Ordinance shall take effect immediately from and after its passage and the publication of the caption, as the law in such cases provides.

**DULY PASSED and APPROVED** by the City Council of the City of Lavon, Texas, on the 18<sup>th</sup> day of April 2017.

---

Charles A. Teske, Jr., Mayor

**ATTEST:**

---

Kim Dobbs, City Administrator | City Secretary



SAMPLE

Login | My Account | Wish List | Cart: 0

Products | Contact Us | Resources | Help

Search input field with 'Go' button

Now In: Collection Systems / Stormwater Markers / Aluminum Curb Marker: "No Dumping, Drains to River"



View larger image

### Aluminum Curb Marker: "No Dumping, Drains to River"

E-mail this product to a friend

- Choose from stainless-steel or aluminum construction
- 4" diameter makes these markers highly visible
- Custom titles and logos are available

Item: 16519  
Weight: 0.2 lbs

Catalog Price: \$3.79

Quantity:

Use these permanent stainless steel or aluminum markers to ward off unwanted dumping and prevent pollution. These 4" diameter storm drain curb markers are easily visible from your vehicle when attached directly to the curb. Install them in seconds using the self-adhesive disks or Sikaflex® 11FC construction adhesive (both sold separately).

Aluminum markers carry a 15-year warranty, and stainless steel markers carry a 30-year warranty. We list most popular styles of drain curb markers, but other titles and colors are available. Custom markers are also available in quantities of 100 or more. Contact USABlueBook for details.




Page 284

#### Related Accessories



Self Adhesive Disc (20 pack) Sikaflex 11FC Adhesive, 10 oz Tube

\$59.95



\$15.49



Caulking Gun for Standard Cartridges

\$3.59



Long Handle Scraper w/Brush 1-1/2" Scraper Head

\$7.29

#### Recently Viewed Products

**Our Business:** Home | About Us | Careers | Catalog Request | Contact Us | Site Map

**Resources:** Terms & Conditions | Return Policy | Se habla español | World Service

**My Account:** Account Updates | Order Status | Order & Payment | Shipping & Delivery | Wish List | Help



Items sold by USABlueBook are intended for use only by professionals in the water and wastewater treatment industry. Many items sold by USABlueBook require supplemental training, licenses or permits for proper use and may be harmful if not used properly.

All content © copyright 2017 by HD Supply Facilities Maintenance Ltd., d/b/a/ USABlueBook.

**CITY OF LAVON, COLLIN COUNTY TEXAS**

**ORDINANCE NO: 2006-06-01**

**Minimum Construction Standards**

**AN ORDINANCE OF THE CITY OF LAVON, COLLIN COUNTY, TEXAS PROVIDING FOR THE MINIMUM CONSTRUCTION STANDARDS; REPEALING CITY ORDINANCE 2003-08-02; PROVIDING A PENALTY NOT TO EXCEED TWO THOUSAND DOLLARS (\$2000.00) FOR EACH OFFENSE, AND PROVIDING SEVERABILITY AND PROVIDING AN EFFECTIVE DATE.**

**WHEREAS**, the City Council of the City of Lavon has been presented with concerns by citizens regarding minimum construction standards in the City of Lavon;

**WHEREAS**, the City Council has given due and diligent thought to this concern; and

**WHEREAS**, the City Council believes it is in the best interest for the City of Lavon, its citizens and visitors to establish minimum construction standards within the City of Lavon;

**NOW THEREFORE:**

**BE IT ORDAINED BY THE CITY COUNCIL OF THE CITY OF LAVON, COLLIN COUNTY, TEXAS:**

**SECTION 1. DEFINITIONS**

- A) All definitions contained within this ordinance are for the purpose of this ordinance only and shall have no impact on any other rule, law or ordinance unless referenced directly within said rule, law or ordinance.
- B) **AUTHORIZED AGENT OF THE CITY OF LAVON** – shall mean the City Building Inspector, City Engineer, City Public Infrastructure Inspector, City Fire Marshal, City Marshal or their designee.
- C) **BUILDING CODES** - shall mean any and all regulations, ordinances, Texas State laws, Directives or Orders recognized by the City of Lavon or given by an authorized agent of the City of Lavon.

- D) Masonry – shall include Brick, Stone or stucco and specifically excludes concrete, cinderblock or cementuous fiber board.

## **SECTION 2. MINIMUM CONSTRUCTION STANDARDS**

### **A) Commercial Parking Lots**

- 1) All commercial parking lots and commercial driveways within the City of Lavon shall be constructed of concrete and must meet criteria as set forth in the adopted building codes.

### **B) Residential Driveways**

- 1) Residential Driveways within the City of Lavon shall be concrete within the right of way and shall conform to the minimum driveway standards diagram attached (Attachment 1 "Residential Driveway Ramp").
- 2) Residential Driveways within the City of Lavon, on lots of less than 1 acre, shall be shall be concrete within private property areas outside of the right of way. Each driveway shall be straight and centered on the garage door, except for side entry garages.
- 3) Residential Driveways within the City of Lavon, on lots of 1 acre or more, shall be shall be either concrete or asphalt within private property areas outside of the right of way.

### **C) Residential Buildings – Exterior walls**

- 1) All residential buildings shall be constructed of at least seventy five percent (75%) masonry or covered with at least seventy five percent (75%) masonry on vertical surfaces, excluding widows, doors and other normal openings.

### **D) Commercial Buildings - Exterior walls**

- 1) All Commercial buildings shall be constructed of at least ninety five percent (95%) masonry or covered with at least ninety five percent (95%) masonry on vertical surfaces, excluding widows, doors and other normal openings.

### **E) Industrial Buildings - Exterior walls**

- 1) All Industrial buildings shall be constructed of at least one hundred percent (100%) masonry or covered with at least one hundred percent (100%) masonry on vertical surfaces, excluding widows, doors and other normal openings on any side of the building that faces a public street or roadway.

**SECTION 3. REPEALING ORDINANCE 2003-08-02**

- A) This ordinance shall repeal in act and effect the previously passed ordinance 2003-08-02.

**SECTION 4. VARIANCE REQUESTS**

- A) All requests for variance shall be submitted in writing detailing the section and sentence to be varied, the exact change requested and supporting argument, detailing the hardship necessitating the variance.
- B) All variance requests shall be reviewed by an authorized agent of the City of Lavon at the requestor's expense prior to submission to the City Council.

**SECTION 5. FINES AND FEES**

- A) Any person violating any portion of this Ordinance shall be deemed guilty of a Class "C" misdemeanor and upon conviction be punishable by a fine of not more than two thousand dollars (\$2000.00).
- B) Each act shall constitute a separate violation under this Ordinance and shall result in a separate fine.
- C) Each day any worksite remains in violation of any section shall be a separate violation of this Ordinance and shall result in a separate fine.


**SECTION 6. SEVERABILITY**

It is hereby declared by the City Council of the City of Lavon that if any of the sections, paragraphs, sentences, clauses or phrases of this ordinance shall be declared unconstitutional or otherwise illegal by the valid judgement or decree of any court of competent jurisdiction, such event shall not effect any remaining sections, paragraphs, sentences, clauses or phrases of this ordinance.


**SECTION 7. EFFECTIVE DATE**

This ordinance shall be in full force and effect from and after its passage and publication and it is so ordained.

**PASSED AND APPROVED BY THE CITY COUNCIL OF THE CITY OF LAVON, COLLIN COUNTY, TEXAS ON THIS 6th DAY OF JUNE, 2006.**

  
The Honorable Jim Abright, Mayor

Attest:

  
Linda Ardis, City Secretary

